

TRAVIS COUNTY, TEXAS

2
0
2
3



POPULAR ANNUAL FINANCIAL REPORT
FOR THE FISCAL YEAR
ENDED SEPTEMBER 30, 2023

TRAVIS COUNTY, TEXAS

COVER PROFILE

Bee Creek Sports Complex

This newly constructed sports facility is nestled in the hills above Bee Creek and features several synthetic turf baseball and soccer fields with dark-sky friendly lighting. Bee Creek Sports Complex sits on 73 acres and was built to accommodate the growing need for youth sports fields in the Southwest part of Travis County.

In an effort to protect the sensitive ecosystem of Bee Creek from pesticide and herbicide runoff, all fields are made of synthetic turf and infilled with engineered wood particles instead of crumb rubber. Synthetic turf also allows for more play time on the fields, since they may be played on while wet and do not require a rest period like their grass counterparts. There are a total of five soccer fields, of which two may also be converted into four separate little league sized fields.

Bee Creek Sports Complex also has picnic tables, a playground, restrooms, and spaces available for food trucks to rent. Additional information can be found at <https://parks.traviscountytexas.gov/parks/bee-creek>

Baseball field dimensions are standard little league fields (60 foot base paths).



Soccer field dimensions are 30 yards by 110 yards and marked on the turf. Smaller field dimensions may be painted on as requested. Many goal sizes are available. The soccer fields may also be used and lined for other sports such as lacrosse.




Activities and Amenities

- Baseball and soccer fields
- Basketball (half-court)
- Picnic tables
- Food truck parking
- Playground
- Restrooms

LETTER FROM THE AUDITOR

Table of Contents

Cover Profile	1
Letter from the Auditor	2
Commissioners Court	3
Economic Condition	4
Travis County History	7
County Functions	8
Property Taxes	9
Financial Position	10
Capital Assets & Debt	14
Awards	15
Stay Connected	16



Message from the County Auditor:

I am pleased to present the Travis County Popular Annual Financial Report (PAFR) for the fiscal year ending September 30, 2023. The purpose of this report is to provide an overview of the County’s finances in a format that is readable and easy to understand. The PAFR is designed to provide a summary of the County’s financial position, as well as an overview of economic, demographic, and other trends in the local economy.

The PAFR was prepared by the Travis County Auditor’s Office and was generated using financial information taken from the fiscal year 2023 Annual Comprehensive Financial Report (ACFR) that was audited by Atchley & Associates, LLP. The audit of the ACFR received an unmodified opinion, which indicates that the financial statements are prepared according to Generally Accepted Accounting Principles (GAAP) and are free of material misstatements concerning the overall financial position of the County.

The PAFR summarizes and simplifies the information contained in the ACFR but is not intended to replace it. The ACFR contains the full financial statements and note disclosures for all activities, funds, and component units, prepared in accordance with GAAP. Information in the PAFR is unaudited and not in accordance with GAAP due to its condensed and simplified presentation.

For a complete set of County financials, please refer to the ACFR, which is available on the Travis County website at <https://financialtransparency.traviscountytexas.gov/FinancialDocuments>. I invite you to share any questions, concerns, feedback or recommendations you may have by contacting us at 512-854-9125.

Sincerely,

Patti Smith, CPA

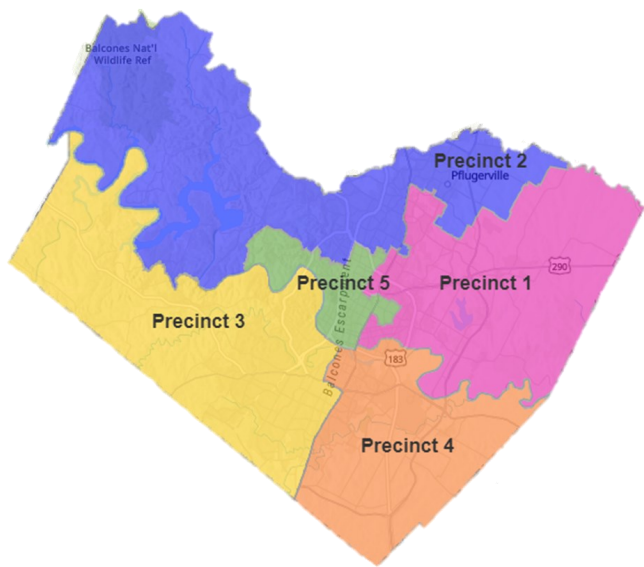
Travis County Auditor

TRAVIS COUNTY, TEXAS

COMMISSIONERS COURT

As a group, the commissioners and county judge are the chief policy-making and administrative branch of county government. Among their many functions, the court sets the tax rate, determines fees for many county services, and determines how the collected revenues will be distributed among different county departments to provide services to the community. You may contact the court at any time via email at:

commissioners-court@traviscountytx.gov



Commissioners Court meetings are held on designated Tuesdays at 9:00am. View the Travis County Clerk's video-on-demand meeting portal which contains the agenda, supporting documents, minutes, and video for each Commissioners Court meeting.

<https://traviscotx.civicclerk.com/web/home.aspx>

The public comment line number is:
1 (800) 304-1055



Andy Brown
County Judge



Brigid Shea
Precinct Two



Margaret Gómez
Precinct Four



Jeff Travillion
Precinct One



Ann Howard
Precinct Three

Watch Commissioners Court TCTV Channel 17 or online at:

<https://countyclerk.traviscountytx.gov/departments/commissioners-court/>

TRAVIS COUNTY, TEXAS

ECONOMIC CONDITION

For many years, Travis County was known largely for two things, state government and the University of Texas. But now tech investments also represent a major source of capital and job growth for the County. A broad economic base composed of real estate, leisure and entertainment, medical, and technology sectors, as well as a sizable federal, state, and local government presence, provides a strong base for economic growth.

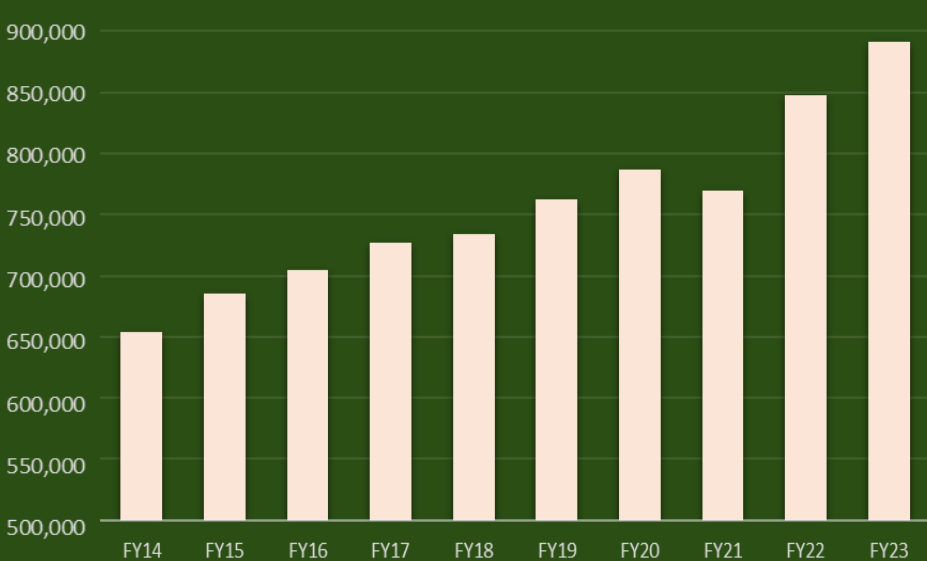
TOP TEN EMPLOYERS

- State of Texas
- The University of Texas/Austin
- HEB Grocery Co.
- City of Austin
- Ascension Texas
- Dell, Inc.
- Tesla, Inc.
- Federal Government
- St. David's Healthcare
- Austin Independent School District




Travis County is the home of the State's flagship university, the University of Texas at Austin, as well as other institutions of higher education such as St. Edward's University and Austin Community College.

Travis County Employment



Prior to the COVID-19 pandemic, Travis County enjoyed a relatively stable economy for over a decade. Although the pandemic caused unemployment rates to spike during 2020, the County has consistently experienced unemployment rates lower than the state and national rates, with local jobless rates hovering near two-decade lows throughout 2019. Additionally, the County experienced steady employment growth up until 2021, when lingering effects of the pandemic caused employment to decrease slightly. Employment rebounded and surpassed pre-pandemic levels during fiscal year 2023, rising 5.2%.



Travis County

- ◆ 1,022.1 square miles in central Texas (989.3 of land and 32.8 of water)
- ◆ 200 miles south of Dallas/Fort Worth
- ◆ 160 miles west of Houston

Also contributing to the County's growth is the mild climate of the area. With an average temperature of 67.5 degrees, Travis County provides an excellent environment for the many music events, sports activities, and outdoor events that take place each year, all of which contribute substantially to the area's economy.



67.5° F = Average temperature

38° F = Average low in January

95° F = Average high in August

35 inches = Average yearly rainfall

293 days = Growing season



The Austin area has a lively and diverse leisure industry, which includes the MLS club, Austin FC, and the Texas Stars, the top affiliate of the National Hockey League's Dallas Stars. Also here are University of Texas sports teams, the Austin Spurs of the NBA G League, and Triple-A baseball.

Austin has long been called the "Live Music Capital of the World", in part due to the South by Southwest Music Festival (SXSW) held each spring and the Austin City Limits Festival (ACL) held in the fall. In addition, Austin has many live music venues, a number of which are located in the famous downtown East Sixth Street Entertainment District.



U.S. News & WORLD REPORT

#1 Place to Live in Texas

Lists Austin as the number one best place to live in Texas for 2023 – 2024, and they include Austin among the top 20 best places in the country for young professionals.

RESONANCE

Top 100 Urban Areas Worldwide

Resonance, a global consulting firm, named Austin as the 43rd best city in the world in its ranking of the top 100 urban areas worldwide for 2024.

AUSTIN BUSINESS JOURNAL

#1 in Gross Domestic Product

Reported in 2023 that Austin's growth in regional gross domestic product led the nation among major U.S. metropolitan areas.

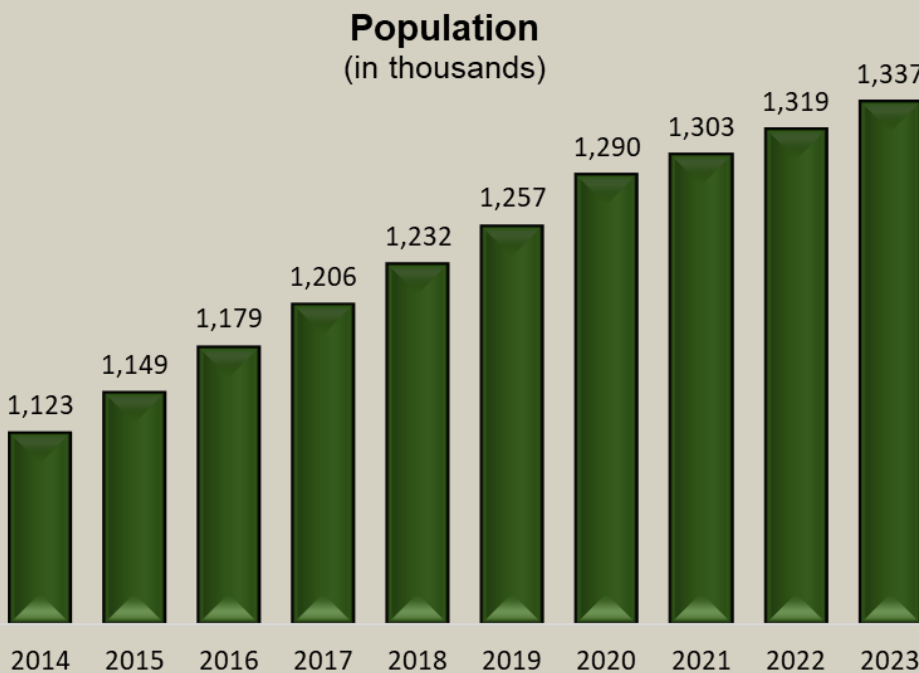
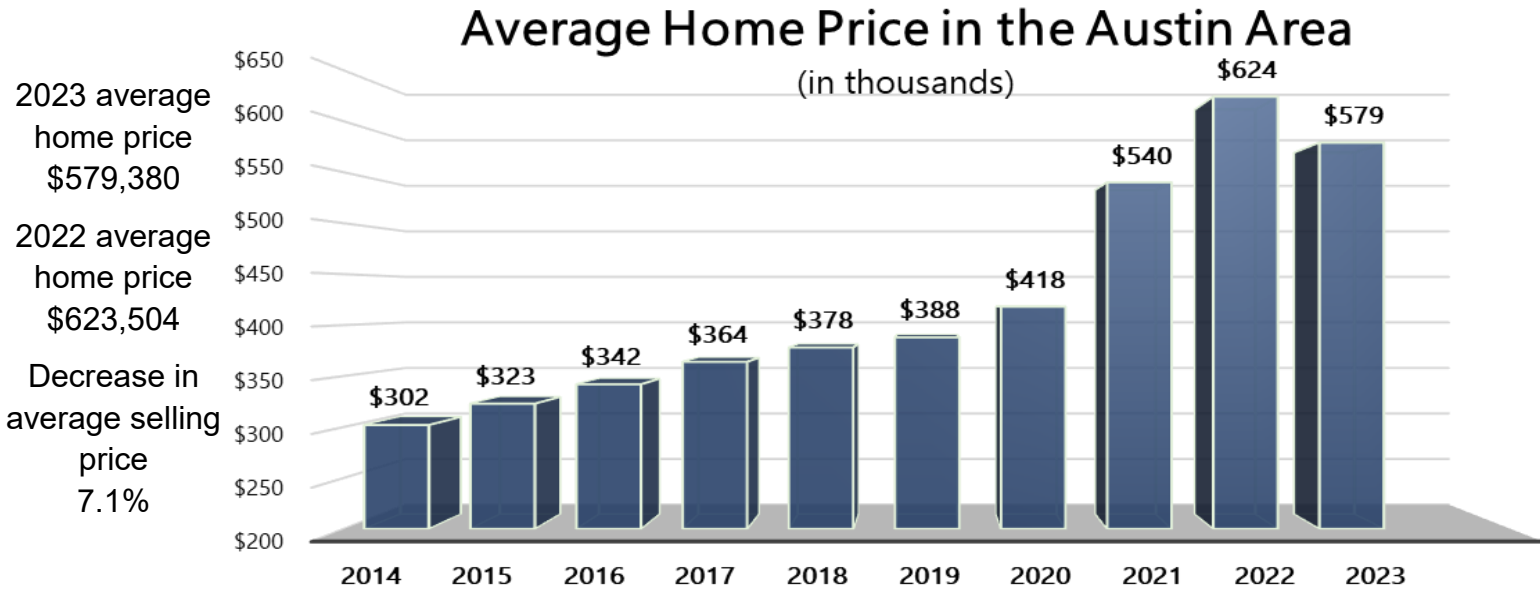
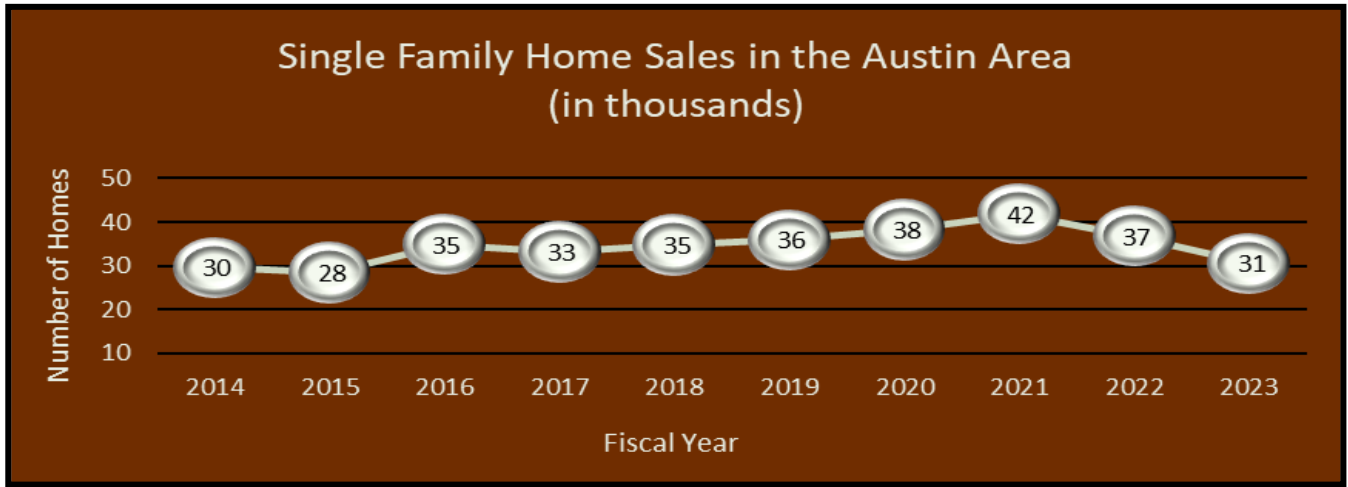
THE WALL STREET JOURNAL

WSJ

2nd Hottest Job Market in the U.S.

Ranked Austin #2 during 2023, a slight drop from the number one spot held in 2022.

In fiscal year 2023, the number of housing units sold in the Austin area decreased 16.9% to 30,595, compared to fiscal year 2022. Site development permits issued also decreased 19.3% to 2,912. The average selling price of homes decreased 7.1% to \$579,380.



The Austin-Round Rock Metropolitan Statistical Area (MSA), which includes all of Travis County, continues to grow at a dramatic pace, surpassing the two million-person mark in the fall of 2015, according to the City of Austin demographer. US Census indicates that Travis County population will grow by 96% from 2010-2050. Overall, population has increased 19% from 2014 to 2023.

Population for previous years has been updated by the source based on the 2020 census.

TRAVIS COUNTY HISTORY

August 9, 1809 – William Barret Travis, namesake of Travis County, is born.

March 2, 1836 – The Texas Declaration of Independence is adopted at Washington-on-the-Brazos, establishing the Republic of Texas.

March 6, 1836 – William Barret Travis dies at the Alamo.

August 1, 1839 – The first sale of town lots in the new capital of the Republic, which is named for Stephen F. Austin, is held.

December 27, 1839 – The City of Austin is created by the Republic of Texas Congress.



William B Travis

January 19, 1840 – Austin is approved as the capital of the Republic of Texas.

January 25, 1840 – Travis County is established by the Republic of Texas Congress.

February 21, 1840 – The first election for County officials is held. Recorded population was 856.

February 28, 1845 – The Republic of Texas is annexed by the United States.

December 29, 1845 – Texas becomes the 28th state.

1855 – The first official Travis County Courthouse is constructed at 4th and Guadalupe (demolished in 1906).

1876 – The second Travis County Courthouse is constructed at 11th and Congress Avenue (decommissioned in 1931, demolished in 1964).

April 14, 1930 – Judge George S. Mathews and the Commissioners Court buy land at 10th and Guadalupe for the construction of the third Travis County Courthouse.

October 20, 1930 – The cornerstone is laid for the third (and current) Travis County Courthouse and officially opens June 1931.



1876 Courthouse



Cornerstone unveiling 1930

June 15, 1935 – A flood which covers much of downtown Austin prompts the creation of the Lower Colorado River Authority and the building of several dams.

May 16, 1946 – Heman Marion Sweatt files suit against University of Texas President T.S. Painter in Travis County District Court, challenging the policy of racial segregation in schools.

June 5, 1950 – U.S. Supreme Court rules in the Sweatt v Painter case that the Equal Protection Clause of the Fourteenth Amendment requires that Sweatt be admitted to the University of Texas Law School.

October 21, 2005 – The Travis County Courthouse is renamed the Heman Marion Sweatt Travis County Courthouse.

December 2, 2022 – Travis County holds a ribbon-cutting and dedication ceremony to officially open the brand new Travis County Courts Facility.



Heman Marion Sweatt

COUNTY FUNCTIONS

General Government

This category includes the County Judge and County Commissioners, administrative, financial, and physical support for the County's "line" offices/departments, the Tax Office, Risk Management, the Employee Health Benefit Fund, Civil Service Commission, Election Administration, and certain recording duties of the County Clerk.

Public Safety

Public Safety includes activities associated with the protection of persons and property within the County including direct enforcement of State statutes. Offices and departments included in this category are the Constables, the Medical Examiner, and divisions of the Sheriff's Office dedicated to law enforcement and public safety. Also included are Emergency Services, Fire Marshal, and Criminal Justice Planning, which provide services for the Combined Transportation, Emergency and Communications Center (911 Call Center).

Health and Human Services

Activities designed to provide healthcare related services to those in need and promote the conservation and improvement of public health are included in this category. The County provides public assistance (assistance with food, rent, and utility expenses) through its Health and Human Services Department to eligible indigents, including military veterans. The Agriculture Extension Service is also included in this category, as is the Emergency Medical Services Department, which is comprised of StarFlight and ground ambulance services.

Justice System

Activities in this category are associated with the judicial responsibilities of the County. It includes the costs for the County's court systems (Civil Courts and Criminal Courts, which include indigent attorney fees, Probate Court, Juvenile Court, and the Justice of the Peace Courts) and associated offices/departments or parts thereof: District Clerk, County Clerk, District Attorney, County Attorney, the Dispute Resolution Center, Criminal Justice Planning, and the Law Library.

Corrections and Rehabilitation

This category includes activities associated with confinement, probation, counseling, and other related programs available for adult offenders. The Sheriff is in charge of the County jail and County corrections center. Also under this classification are the Community Supervision and Corrections Department (adult probation), Pretrial Services, and the Counseling and Educational Services Department, which was created to counsel and correct the behavior of offenders.

Infrastructure and Environmental Services

Activities in this category are associated with the development and maintenance of the County's transportation systems, subdivision platting and review, conservation and development of natural resources, and activities associated with providing sanitation services within the County through the Transportation and Natural Resources Department.

Community and Economic Development

Included in this category are activities for providing economic development in the County and cultural, recreational, and educational activities for the benefit of County residents and visitors. Specifically, the County owns and operates the Travis County Exposition Center and, in conjunction with the State of Texas, operates the Travis County Historical Commission. In addition, the County operates many parks which provide facilities for picnics, hiking, camping, swimming, boating, soccer, baseball, and equestrian activities.

TRAVIS COUNTY, TEXAS

PROPERTY TAXES

Property taxes are the largest source of revenue for Travis County and represent 74.5% of revenue for governmental activities. Adopted tax rate for fiscal year 2023 was \$0.318239 per \$100 valuation. This consisted of \$0.278921 for maintenance and operations (M&O) and \$0.039318 for Debt Service.

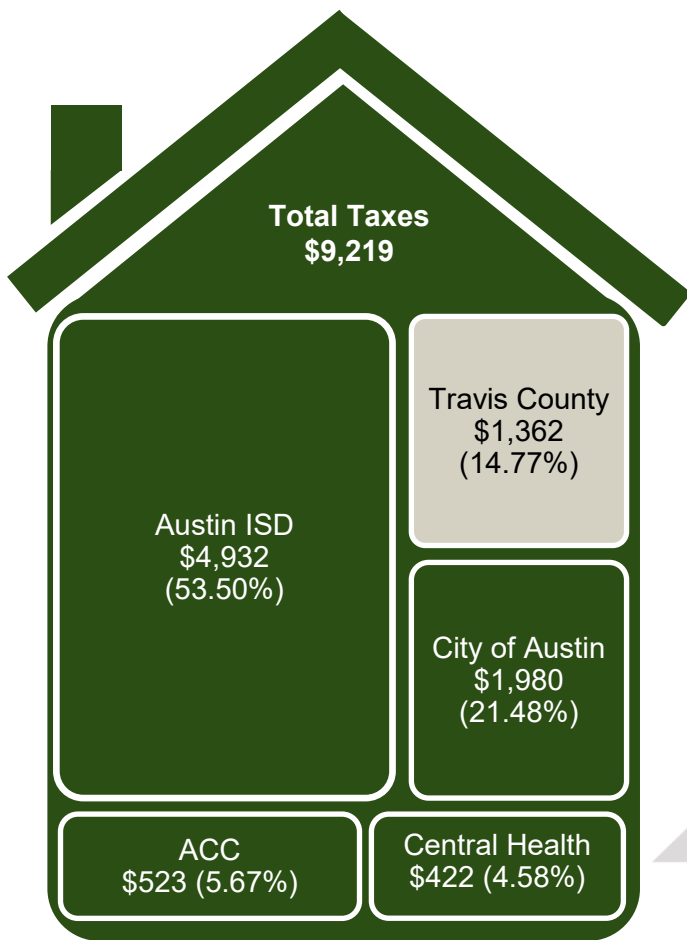
Tax Rates per \$100 Taxable Value

	FY23	FY22	FY21	FY20	FY19
M&O	\$0.278921	\$0.307311	\$0.316512	\$0.312263	\$0.3079
Debt Service	0.039318	0.050054	0.057847	0.057030	0.0463
Total Tax Rate	\$0.318239	\$0.357365	\$0.374359	\$0.369293	\$0.3542

Travis County Exemptions

Homestead: 20%
 Disability: \$110,000
 Over 65: \$110,000
 Disabled Vet: up to \$12,000
 or 100% if 100% disabled

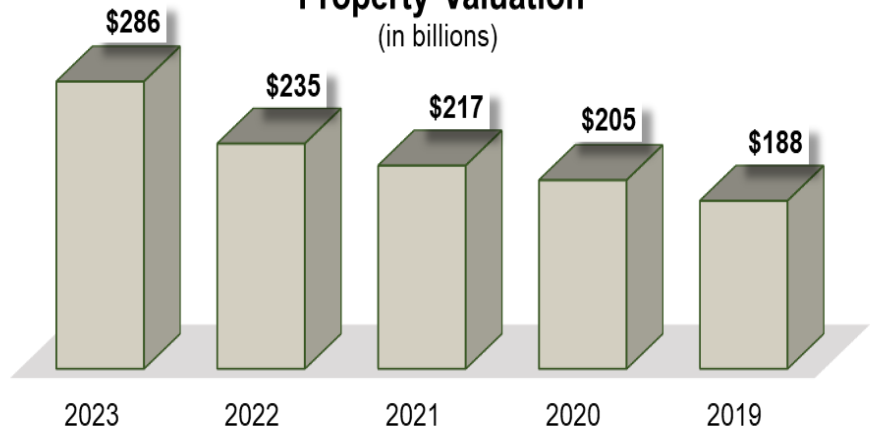
FY23 Property Tax Bill for Travis County Homestead Valued at \$534,900



Travis County Top Ten Taxpayers

1. Samsung Austin Semiconductor
2. Tesla/Colorado River Project
3. CSHV Properties
4. Cousins Properties
5. Columbia/St. David's Healthcare System, LP
6. Amazon
7. University of Texas
8. Oracle America, Inc.
9. Apple, Inc.
10. CS Kinross Lake Parkway

Travis County Net Taxable Assessed Property Valuation



Total value of the County property on the tax roll was approximately \$286,348,058,889 (net of exemptions) and produced a total levy of \$911,305,600, excluding blended component units.

The County's net assessed property valuation for fiscal year 2023 increased 21.8% compared to fiscal year 2022.

TRAVIS COUNTY, TEXAS

FINANCIAL POSITION

GOVERNMENT-WIDE

The *government-wide financial statements* are designed to provide readers with a broad overview of the financial position of the County. They include a *Statement of Net Position* and a *Statement of Activities*. Both of these statements are presented using the economic resources measurement focus and the accrual basis of accounting. Revenues are recorded when earned and expenses are recorded when a liability is incurred regardless of the timing of the related cash flows. This accounting method produces a view of financial position similar to that presented by most private-sector companies.

The government-wide financial statements include not only the County itself (known as the *primary government*), but also legally separate entities known as *component units*, which are blended into the County's financial statements.

Statement of Net Position

The *Statement of Net Position* presents information on all County assets, deferred outflows, liabilities, and deferred inflows with the difference reported as *net position*. The analysis of net position over time may serve as a useful indicator of whether the County's overall financial position is improving or deteriorating.

For the government-wide financial statements, restricted net position represents assets that have externally imposed restrictions by creditors, grantors, contributors, or laws or regulations of other governments. Assets may also be restricted as imposed by law through constitutional provisions or enabling legislation. Net investment in capital assets represents capital assets, net of accumulated depreciation and is reduced by outstanding balances for bonds, certificates of obligation, and other debt that is attributed to the acquisition, construction, or improvement of those assets.

NET POSITION BY FISCAL YEAR

(in millions)

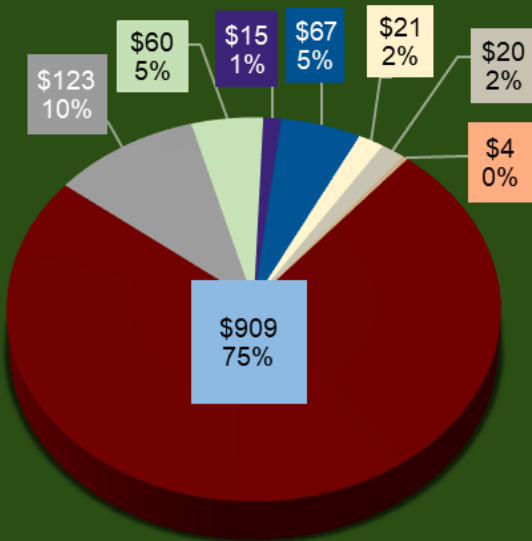
	2023	2022	2021
GOVERNMENTAL ACTIVITIES			
Current and other assets	\$ 1,523	\$ 1,515	\$ 1,378
Capital assets (net of depreciation)	2,103	1,998	1,839
TOTAL ASSETS	3,626	3,513	3,217
DEFERRED OUTFLOWS	354	349	430
Current liabilities	368	368	250
Noncurrent liabilities	2,012	1,812	2,443
TOTAL LIABILITIES	2,380	2,180	2,693
DEFERRED INFLOWS	604	872	307
Net investment in capital assets	1,344	1,275	1,180
Restricted	105	124	72
Unrestricted	(453)	(589)	(605)
TOTAL NET POSITION	\$ 996	\$ 810	\$ 647
BUSINESS-TYPE ACTIVITIES			
Current and other assets	\$ 34	\$ 30	\$ 40
Capital assets	109	74	46
TOTAL ASSETS	143	104	86
Current liabilities	12	13	16
Noncurrent liabilities	-	-	57
TOTAL LIABILITIES	12	13	73
DEFERRED INFLOWS	106	72	-
Net investment in capital assets	3	2	1
Unrestricted	22	17	12
TOTAL NET POSITION	\$ 25	\$ 19	\$ 13

Note: A prior period adjustment was recorded in fiscal year 2022 that decreased net position in the Fiduciary Funds and increased fund balance in the Special Revenue funds by \$1.6m.

Statement of Activities

The *Statement of Activities* presents the County's revenues and expenses for the period, with the difference between the two resulting in the current year *change in net position*. A change in net position is reported when the underlying event giving rise to the change occurs, *regardless of the timing of the related cash flows*. Thus, revenues and expenses reported in this statement may result in cash flows in future fiscal periods (e.g., uncollected taxes and earned but unused vacation leave).

FY 2023 Revenues by Source
Governmental Activities
(in millions)



- Property taxes
- Fees, fines, and charges for services
- Operating grants, contributions, shared revenues, and entitlements
- Capital grants, contributions, and donated assets
- Investment earnings
- Miscellaneous
- Excise taxes from the State of Texas
- Grants and contributions not restricted to specific programs

STATEMENT OF ACTIVITIES BY FISCAL YEAR

(in millions)

	2023	2022	2021
GOVERNMENTAL ACTIVITIES			
Program revenues	\$ 198	\$ 214	\$ 234
General revenues	1,021	812	838
TOTAL REVENUES	1,219	1,026	1,072
General government	270	249	312
Justice system	211	153	159
Public safety	119	98	107
Corrections and rehabilitation	172	130	140
Health and human services	111	102	89
Infrastructure and environmental services	84	69	67
Community and economic development	28	20	19
Interest on long term debt	39	42	43
TOTAL EXPENSES	1,034	863	936
INTERFUND ACTIVITY*	1	-	-
Change in net position	186	163	136
Net position—beginning of year	810	647	511
NET POSITION – END OF YEAR	\$ 996	\$ 810	\$ 647
BUSINESS-TYPE ACTIVITIES			
Program revenues	\$ 6	\$ 18	\$ 27
General revenues**	1	1	-
TOTAL REVENUES	7	19	27
Affordable housing	-	13	22
TOTAL EXPENSES	-	13	22
INTERFUND ACTIVITY*	-1	-	-
Change in net position	6	6	5
Net position—beginning of year	19	13	8
NET POSITION – END OF YEAR	\$ 25	\$ 19	\$ 13

*Fiscal years 2022 and 2021 round to zero in millions.

**Fiscal year 2021 rounds to zero in millions.

GENERAL FUND

The General Fund is Travis County's chief operating fund. It is used to account for and report all financial resources not accounted for and reported in another fund. The General Fund Financial Statements are reported using the current financial resources measurement focus and the modified accrual basis of accounting.

Fund Balance

At the end of the current fiscal year, the County's General Fund reported an ending fund balance of approximately \$588.8 million, which was an increase of \$113.7 million, or 23.9%, compared to fiscal year 2022. Approximately \$400.2 million of the total ending fund balance is available for future use. The remaining fund balance consists of \$4.0 million that is non-spendable items, \$15.1 million restricted by specific legal requirements, and \$169.5 million that is committed to specific types of expenditures.

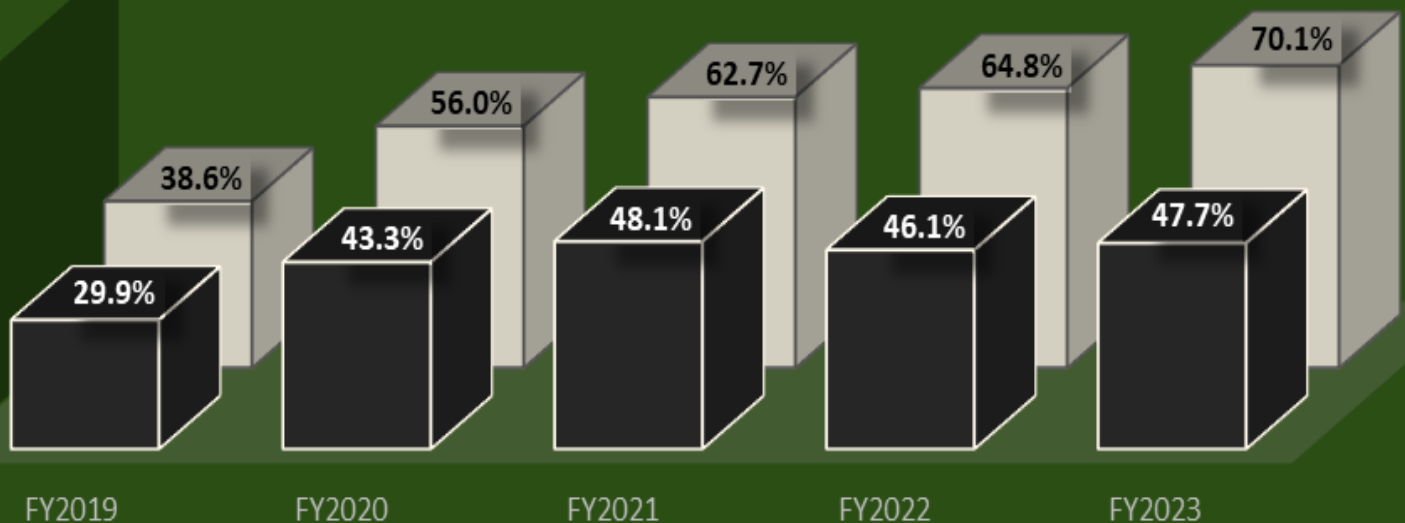
$$\begin{aligned} \text{Fund Balance} &= \\ &\text{Assets} - \text{Liabilities} \\ &- \text{Deferred Inflows} \end{aligned}$$

Fund Balance represents the difference between assets and liabilities and deferred inflows of any given fund. The General Fund reports four components of fund balance designed to show constraints on how resources in the fund can be spent and to show the sources of those constraints.

As a measure of the General Fund's liquidity, it can be useful to compare both unassigned and total fund balance to total fund expenditures (including other financing uses). The chart below shows how the General Fund's liquidity measurement has performed over the past five years.

FUND BALANCE AS A % OF EXPENDITURES

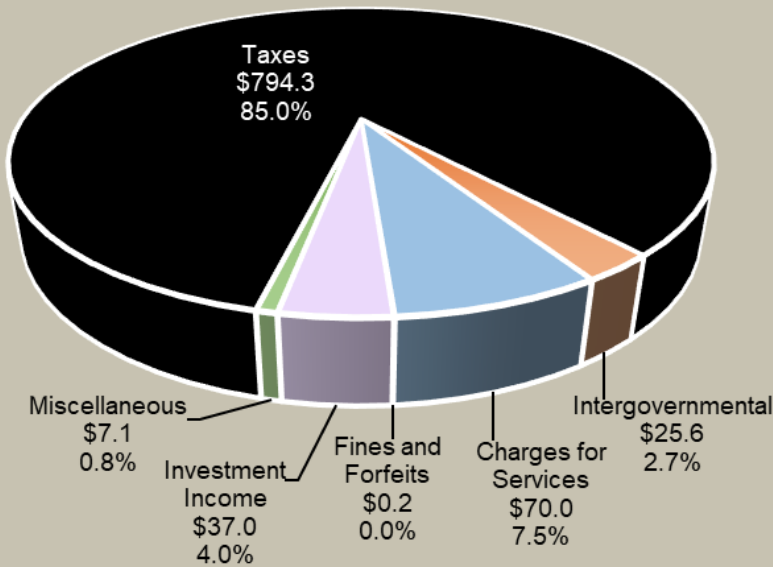
□ Unassigned ■ Total



Revenues

Taxes represent the largest source of funds for the County and at the end of fiscal year 2023 were 85.0% of total revenue. Taxes revenue increased \$85.9 million primarily due to new construction and adopting a Maintenance & Operations (M&O) tax rate above the No-New-Revenue M&O tax rate.

FY23 General Fund Revenues
(in millions)



Investment Income increased \$85.9 million from prior year due to an overall decrease in the weighted average maturity of County investments helping mitigate interest rate risk and sensitivity to rising Federal funds rates. As interest rates increased, the County was able to record gains from faster amortizations and strategic decreases in the weighted-average maturity of investments.

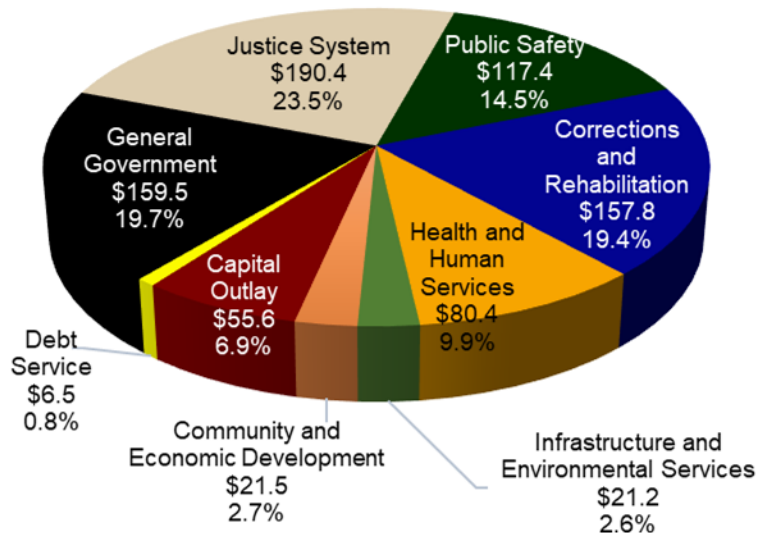
The remaining revenue categories are: Charges for Services, Intergovernmental, Fines and Forfeits, and Miscellaneous. The chart to the left shows the breakdown of each category of revenue as a percentage of total revenue.

Expenditures

As depicted in this chart, Justice System, Corrections and Rehabilitation, and General Government, are the largest uses of County funds. These are followed by Public Safety, Health and Human Services, Capital Outlay, Infrastructure and Environmental Services, Community and Economic Development, and Debt Service.

For more information on General Fund revenue and expenditures, please see Management’s Discussion and Analysis in the County’s Annual Comprehensive Financial Report.

FY23 General Fund Expenditures by Function
(in millions)



CAPITAL ASSETS

Major capital events for governmental activities during the current fiscal year included the following:

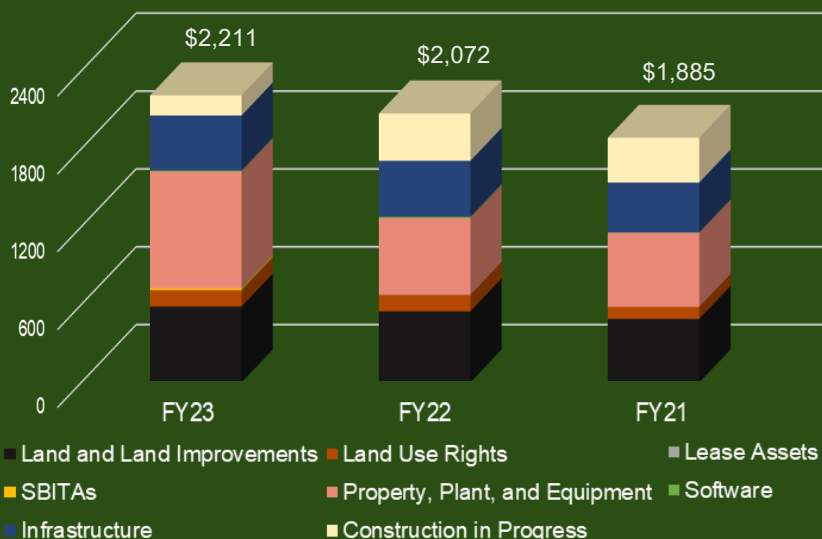
- The County implemented GASB 96, and recorded \$14.0 million in subscription based information technology arrangements (SBITA) as an intangible, right-to-use asset;
- Buildings increased \$282.2 million mostly due to the completion of the Civil and Family Courts facility;
- Leasehold improvements increased \$27.3 million, mainly due to the completion of the Bee Creek Sports complex;
- Construction in progress decreased \$209.8 million mostly due to the completion of major projects and placing those assets into service during the fiscal year
- A total of \$14.1 million in capital assets was donated to the County consisting of roads, sidewalks, rights-of way, and equipment; and
- Depreciation expense of \$86.3 million was recorded in fiscal year 2023.

Business-type activities had increases in land and land improvements of \$34.9 million due to the acquisition of land for new apartment projects managed by the Travis County Housing Finance Corporation.

More detailed information about capital assets can be found in Note 1 and Note 6 of the fiscal year 2023 ACFR.

Total Capital Asset by Type

(net of accumulated depreciation/amortization - in millions)



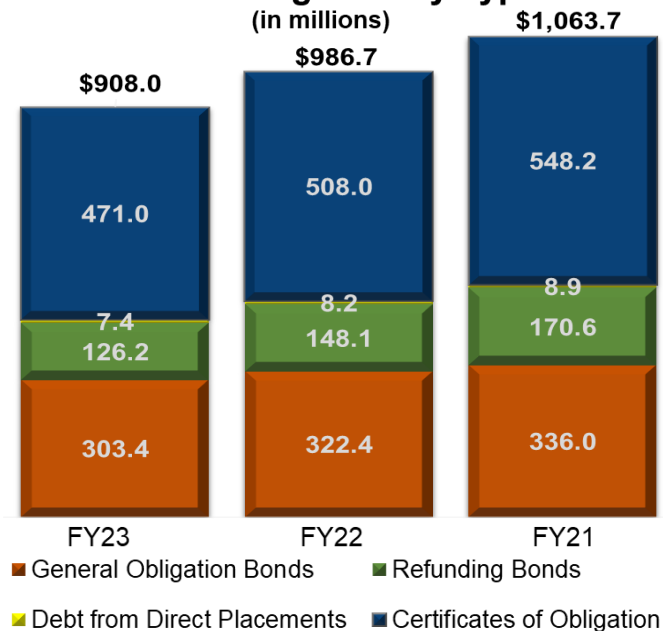
The County implemented GASB 96, *Subscription-Based Technology Arrangements*, in fiscal year 2023. More information can be found in the FY23 ACFR.

DEBT

Travis County maintained a bond rating of AAA from Standard and Poor's and Aaa from Moody's Investor Service, Inc. during fiscal year 2023. Neither the County nor any road district has ever defaulted on a principal or interest payment on its bonds or certificates of obligation and it maintains a General Purpose Debt Service fund to provide available funds to meet all obligations during the year.

Debt issued under Texas General Laws may not exceed five percent of the assessed value of taxable property for any given year. That limit has ranged from \$14.0 billion in fiscal year 2021 to \$21.4 billion in fiscal year 2023.

Outstanding Debt by Type



In November 2023, the citizens of Travis County passed a bond election. Proposition A consisted of a total of \$233.1 million in road bonds for the construction, maintenance and operation of roads and turnpikes, including acquiring land and rights-of-way. Proposition B consisted of a total of \$276.4 million in permanent improvement bonds for the purpose of construction and improving county parks and the acquisition of land, including open space park land and conservation easements.

More detailed information about debt can be found in Note 7 of the fiscal year 2023 ACFR.

TRAVIS COUNTY, TEXAS

AWARDS

The Government Finance Officers Association of the United States and Canada (GFOA) has given an Award for Outstanding Achievement in Popular Annual Financial Reporting to Travis County, Texas, for its Popular Annual Financial Report for the fiscal year ended September 30, 2022. The Award for Outstanding Achievement in Popular Annual Financial Reporting is a prestigious national award recognizing conformance with the highest standards for preparation of state and local government popular reports.

In order to receive an Award for Outstanding Achievement in Popular Annual Financial Reporting, a governmental unit must publish a Popular Annual Financial Report, whose contents conform to program standards of creativity, presentation, understandability and reader appeal.

An Award for Outstanding Achievement in Popular Annual Reporting is valid for a period of one year only. We believe our current report continues to conform to the Popular Annual Financial Reporting requirements, and we are submitting it to GFOA to determine its eligibility for another Award.



Government Finance Officers Association

Award for
Outstanding
Achievement in
Popular Annual
Financial Reporting


Presented to

**Travis County
Texas**

For its Annual Financial Report
For the Fiscal Year Ended

September 30, 2022

Christopher P. Merrill
Executive Director/CEO



Travis County's Annual Comprehensive Financial Report for fiscal year end 2022, was awarded the Certificate of Achievement for Excellence in Financial Reporting from the Government Finance Officers Association.

The Certificate of Achievement is the highest form of recognition in the area of governmental accounting and financial reporting, and its attainment represents a significant accomplishment by a government and its management. This report is compiled by the Auditor's Office and is audited by an independent firm of certified public accountants. The purpose of the Annual Comprehensive Financial Report is to give a detailed overview of the County's financial status, including various funds, investments, and debt service obligations.

Travis County's Planning and Budget Office has again received the GFOA Distinguished Budget Presentation Award for Fiscal Year 2023 Budget.



The Texas Comptroller of Public Accounts' Transparency Stars program recognizes local governments for going above and beyond in their transparency efforts.



Transparency Stars

- ★ Traditional Finances
- ★ Debt Obligations
- ★ Economic Development
- ★ Public Pensions

National Association of Counties Achievement Awards Program 2023

- Continuous Auditing: Automating Property Tax Refund Audit (Financial Management) - Best in Category
- Travis County's Remote Work Initiative (Personnel Management, Employment and Training)

The Achievement Awards program is a non-competitive awards program recognizing innovative county government programs. One outstanding program from each category will be selected as the "Best of Category."

STAY CONNECTED

Learn more about Travis County at:

<https://www.traviscountytx.gov/>

Popular Services



Rental Assistance



Elections



Property Taxes



Passports



Docket Search



Careers



Open Records Request

View all services:

<https://www.traviscountytx.gov/service-directory>

Follow us on Social Media



Facebook

X



YouTube

NextDoor



Flickr

Instagram



Financial Transparency Portal

<https://financialtransparency.traviscountytx.gov/>

Budget Documents & Information

<https://www.traviscountytx.gov/planning-budget>

Commissioners Court

<https://www.traviscountytx.gov/commissioners-court>

County Directory

<https://www.traviscountytx.gov/departments>

Helpful Local Resources & Phone Numbers


<https://www.traviscountytx.gov/helpful-numbers>

News & Announcements

<https://www.traviscountytx.gov/news>

Travis County Org Chart

https://www.traviscountytx.gov/images/docs/org_chart.pdf



Travis County, Texas | 700 Lavaca St. | Austin, Texas 78701