



**POPULAR ANNUAL FINANCIAL REPORT**  
**FOR THE FISCAL YEAR ENDED SEPTEMBER 30, 2021**

**TRAVIS COUNTY, TEXAS**

**Patti Smith, CPA**

**Travis County Auditor**

# COVER PHOTOS

## *Barkley Meadows*

Barkley Meadows Park is a quiet day-use park nestled along Onion Creek. The park offers visitors the gentle topography typical of the Blackland Prairie. Large pecan and oak trees provide ample shade to the grassy picnic areas scattered throughout the park. The peaceful, wooded surroundings, bordered by Onion Creek, provide an ideal locale for nature study, family gatherings, fishing, and bird watching.

The park provides access to Onion Creek to fish or kayak. A trail follows along the creek and allows opportunities for walking or biking while enjoying nature. The park also provides access to Berdoll pond for catch and release fishing. A covered shelter is available, by reservation, to hold events.

Barkley Meadows Park is located in eastern Travis County, an approximately 20 minute drive from downtown Austin. Barkley Meadows Park consists of 256 acres and is open every day from 8:00 am to civil twilight.

<https://parks.traviscountytexas.gov/parks/barkley-meadows>

### **Activities and Amenities**

- Barbecue grills
- Access for kayaking
- Catch and release fishing in Berdoll Pond
- Fishing in Onion Creek
- Paved multi-use trails
- Extra-large shelter
- Picnic tables
- Playground
- Restrooms

Park photos by Timothy Speyrer

# LETTER FROM THE AUDITOR

## Table of Contents

Cover Photo Description	1
Letter from the Auditor	2
Commissioners Court	3
Economic Condition	4
Travis County History	7
County Functions	8
Property Taxes	9
Financial Position	10
Capital Assets	14
Debt	15
COVID-19 Response	16
Awards	17
Stay Connected	18



### *Message from the County Auditor:*

I am pleased to present the Travis County Popular Annual Financial Report (PAFR) for the fiscal year ending September 30, 2021. The purpose of this report is to provide an overview of the County’s finances in a format that is readable and easy to understand. The PAFR is designed to provide a summary of the County’s financial position, as well as an overview of economic, demographic, and other trends in the local economy.

The PAFR was prepared by the Travis County Auditor’s Office and was generated using financial information taken from the fiscal year 2021 Annual Comprehensive Financial Report (ACFR) that was audited by Atchley & Associates, LLP. The audit of the ACFR received an unmodified opinion, which indicates that the financial statements are prepared according to Generally Accepted Accounting Principles (GAAP) and are free of material misstatements concerning the overall financial position of the County.

The PAFR summarizes and simplifies the information contained in the ACFR but is not intended to replace it. The ACFR contains the full financial statements and note disclosures for all activities, funds, and component units, prepared in accordance with GAAP. Information in the PAFR is unaudited and not in accordance with GAAP due to its condensed and simplified presentation.

For a complete set of County financials, please refer to the ACFR, which is available on the Travis County website at <https://financialtransparency.traviscountytexas.gov/FinancialDocuments>. I invite you to share any questions, concerns, feedback or recommendations you may have by contacting us at 512-854-9125.

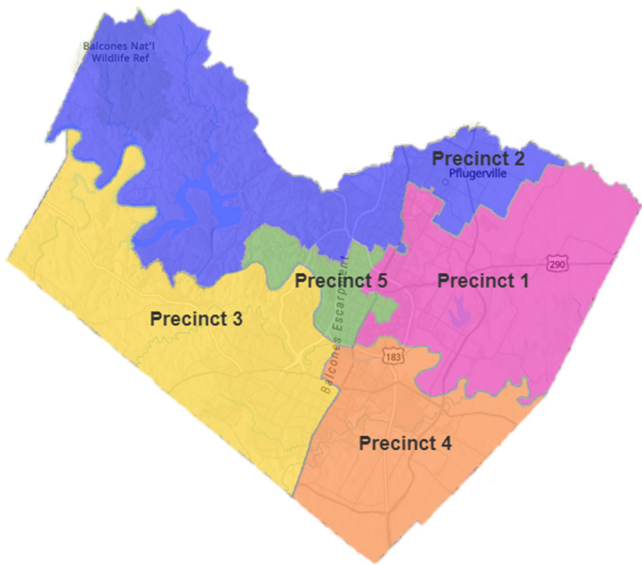
Sincerely,

Patti Smith, CPA  
Travis County Auditor

# COMMISSIONERS COURT

As a group, the commissioners and county judge are the chief policy-making and administrative branch of county government. Among their many functions, the court sets the tax rate, determines fees for many county services, and determines how the collected revenues will be distributed among different county departments to provide services to the community. You may contact the court at any time via email at:

[commissioners-court@traviscountytexas.gov](mailto:commissioners-court@traviscountytexas.gov)



Commissioners Court meetings are held on designated Tuesdays at 9:00am. View the Travis County Clerk's video-on-demand meeting portal which contains the agenda, supporting documents, minutes, and video for each Commissioners Court meeting.

<https://traviscotx.civicclerk.com/web/home.aspx>

The public comment line number is:  
1 (800) 304-1055



Andy Brown  
County Judge




Brigid Shea  
Precinct Two



Margaret Gómez  
Precinct Four



Jeff Travillion  
Precinct One



Ann Howard  
Precinct Three

Watch Commissioners Court TCTV Channel 17 or online at:

<https://countyclerk.traviscountytexas.gov/departments/commissioners-court/>

# ECONOMIC CONDITION

For many years, Travis County was known largely for two things, state government and the University of Texas. But now tech investments also represent a major source of capital and job growth for the County. A broad economic base composed of real estate, leisure and entertainment, medical, and technology sectors, as well as a sizable federal, state, and local government presence, provides a strong base for economic growth.

## TOP TEN EMPLOYERS

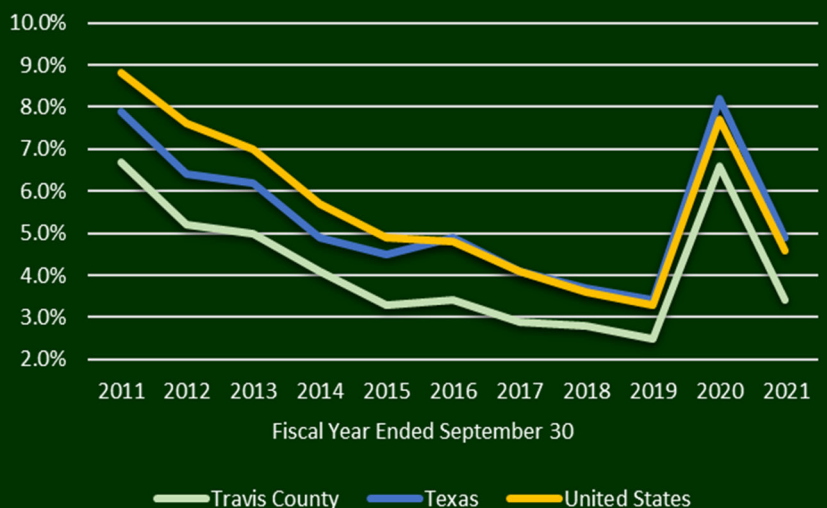
- State of Texas
- The University of Texas/Austin
- HEB Grocery Co.
- City of Austin
- Ascension Seton
- Walmart Stores, Inc.
- Dell, Inc.
- Federal Government
- Amazon.com, LLC



Travis County is the home of the State's flagship university, the University of Texas at Austin, as well as other institutions of higher education such as St. Edward's University and Austin Community College.

Prior to the COVID-19 pandemic, Travis County enjoyed a relatively stable economy for over a decade. Although the pandemic caused unemployment rates to spike to a high of 12.1% in April 2020, rates have continued to decline since then. As of September 2020, unemployment rates were 6.4% and have dropped to 3.4% as of September 2021. The County has consistently experienced unemployment rates lower than the state and national rates.

## Unemployment Rate



## Travis County

- ◆ 1,022.1 square miles in central Texas (989.3 of land and 32.8 of water)
- ◆ 200 miles south of Dallas/Fort Worth
- ◆ 160 miles west of Houston
- ◆ 80 miles northeast of San Antonio

Also contributing to the County's growth is the mild climate of the area. With an average temperature of 67.5 degrees, Travis County provides an excellent environment for the many music events, sports activities, and outdoor events that take place each year, all of which contribute substantially to the area's economy.



67.5<sup>0</sup> F = Average temperature

42<sup>0</sup> F = Average low in January

97<sup>0</sup> F = Average high in August

34 inches = Average yearly rainfall

270 days = Growing season




The Austin area has a lively and diverse leisure industry, which includes the new MLS club, Austin FC, and the Texas Stars, the top affiliate of the National Hockey League's Dallas Stars. Also here are University of Texas sports teams, the Austin Spurs of the NBA G League, and Triple-A baseball.

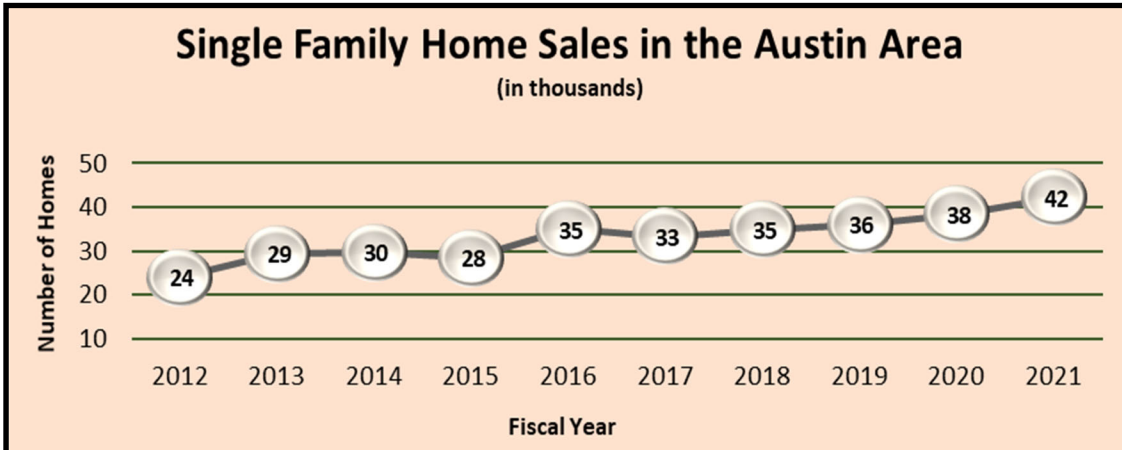
Austin has long been called the "Live Music Capital of the World", in part due to the South by Southwest Music Festival (SXSW) held each spring and the Austin City Limits Festival (ACL) held in the fall. In addition, Austin also boasts many live music venues, a number of which are located in the famous downtown East Sixth Street Entertainment District.



For the sixth year in a row, Austin is in the top five Best Places to Live as ranked by U.S. News & World Report in 2021. LinkedIn shows Austin, throughout 2021, as the top U.S. city for member migration. Austin ranks first as WalletHub's December 2021 overall Best College Towns & Cities. The Wall Street Journal ranked Austin in the top two of the hottest job markets for the third year in a row. Forbes reported that a 2021 survey of commercial real estate investors ranked Austin as the number one target market for commercial real estate investment.



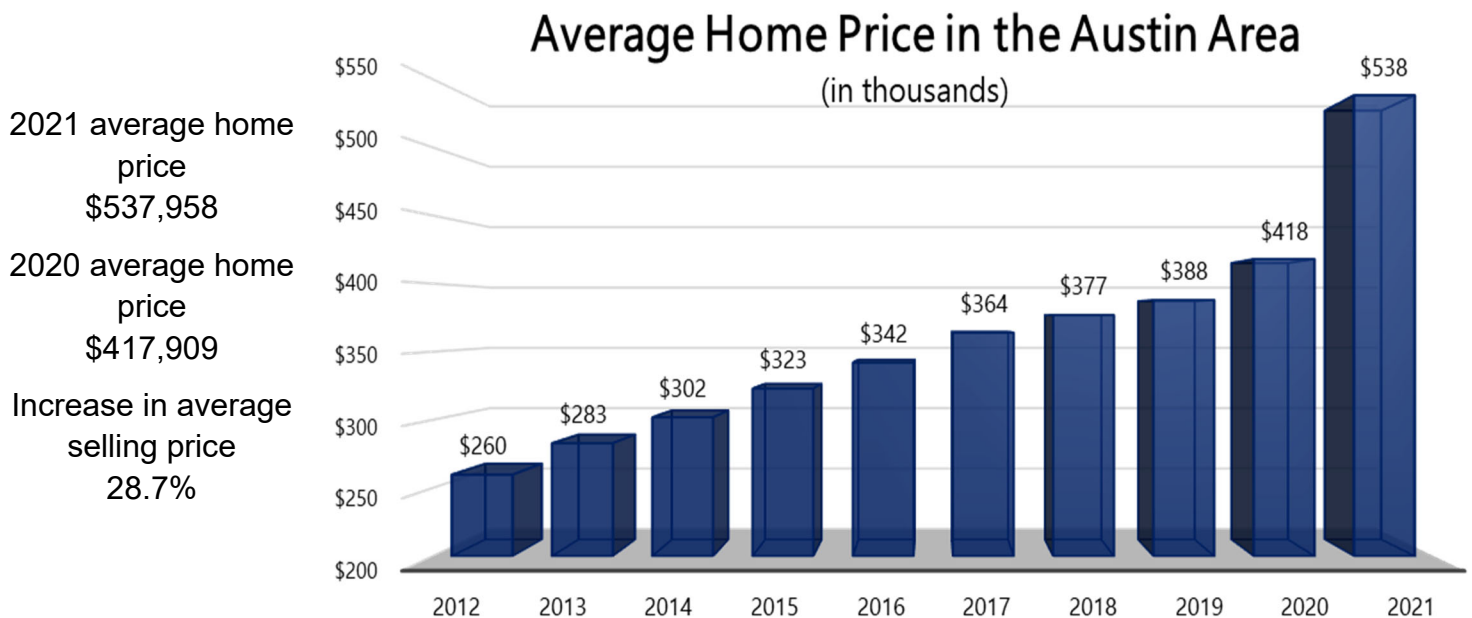
In fiscal year 2021, the number of housing units sold in the Austin area totaled 42,149, a 9.9% increase over fiscal year 2020, with the average selling price increasing 28.7% to \$537,958.



2021 units sold  
42,149

2020 units sold  
38,350

Increase in units  
sold  
9.9%

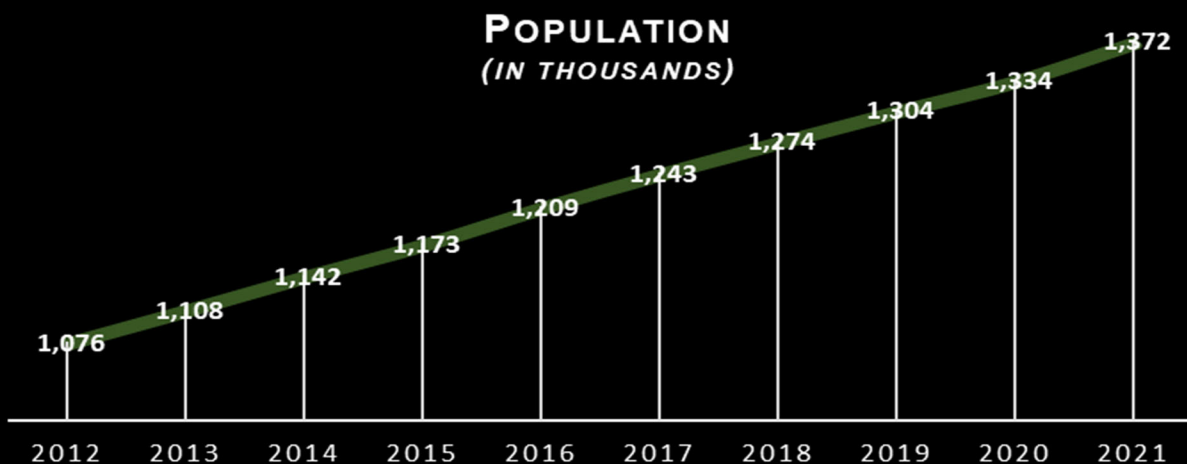


2021 average home price  
\$537,958

2020 average home price  
\$417,909

Increase in average  
selling price  
28.7%

The Austin-Round Rock Metropolitan Statistical Area (MSA), which includes all of Travis County, continues to grow at a dramatic pace, surpassing the two million-person mark in the fall of 2015, according to the City of Austin demographer. US Census indicates that Travis County population will grow by 96% from 2010-2050. As of 2021, the population has increased by 28% from 2012.



# TRAVIS COUNTY HISTORY

**August 9, 1809** – William Barret Travis, namesake of Travis County, is born.

**March 2, 1836** – The Texas Declaration of Independence is adopted at Washington-on-the-Brazos, establishing the Republic of Texas.

**March 6, 1836** – William Barret Travis dies at the Alamo.

**August 1, 1839** – The first sale of town lots in the new capital of the Republic, which is named for Stephen F. Austin, is held.

**December 27, 1839** – The City of Austin is created by the Republic of Texas Congress.



William B Travis

**January 19, 1840** – Austin is approved as the capital of the Republic of Texas.

**January 25, 1840** – Travis County is established by the Republic of Texas Congress.

**February 21, 1840** – The first election for County officials is held. Recorded population was 856.

**February 28, 1845** – The Republic of Texas is annexed by the United States.

**December 29, 1845** – Texas becomes the 28th state.

**1855** – The first official Travis County Courthouse is constructed at 4th and Guadalupe (demolished in 1906).

**1876** – The second Travis County Courthouse is constructed at 11th and Congress Avenue (decommissioned in 1931, demolished in 1964).

**April 14, 1930** – Judge George S. Mathews and the Commissioners Court buy land at 10th and Guadalupe for the construction of the third Travis County Courthouse.

**October 20, 1930** – The cornerstone is laid for the third (and current) Travis County Courthouse and officially opens June 1931.



1876 Courthouse



Cornerstone unveiling 1930

**June 15, 1935** – A flood which covers much of downtown Austin prompts the creation of the Lower Colorado River Authority and the building of several dams.

**May 16, 1946** – Heman Marion Sweatt files suit against University of Texas President T.S. Painter in Travis County District Court, challenging the policy of racial segregation in schools.

**June 5, 1950** – U.S. Supreme Court rules in the Sweatt v Painter case that the Equal Protection Clause of the Fourteenth Amendment requires that Sweatt be admitted to the University of Texas Law School.

**October 21, 2005** – The Travis County Courthouse is renamed the Heman Marion Sweatt Travis County Courthouse.



Heman Marion Sweatt

# COUNTY FUNCTIONS

## **General Government**

This category includes the County Judge and County Commissioners, administrative, financial, and physical support for the County's "line" offices/departments, the Tax Office, Risk Management, the Employee Health Benefit Fund, Civil Service Commission, Election Administration, and certain recording duties of the County Clerk.

## **Public Safety**

Public Safety includes activities associated with the protection of persons and property within the County including direct enforcement of State statutes. Offices and departments included in this category are the Constables, the Medical Examiner, and divisions of the Sheriff's Office dedicated to law enforcement and public safety. Also included are Emergency Services, Fire Marshal, and Criminal Justice Planning, which provide services for the Combined Transportation, Emergency and Communications Center (911 Call Center).

## **Health and Human Services**

Activities designed to provide healthcare related services to those in need and promote the conservation and improvement of public health are included in this category. The County provides public assistance (assistance with food, rent, and utility expenses) through its Health and Human Services Department to eligible indigents, including military veterans. This category also includes the Agriculture Extension Service and the Emergency Medical Services Department, which is comprised of StarFlight and ground ambulance services.

## **Justice System**

Activities in this category are associated with the judicial responsibilities of the County. It includes the costs for the County's court systems (Civil Courts and Criminal Courts, which include indigent attorney fees, Probate Court, Juvenile Court, and the Justice of the Peace Courts) and associated offices/departments or parts thereof: District Clerk, County Clerk, District Attorney, County Attorney, the Dispute Resolution Center, Criminal Justice Planning, and the Law Library.

## **Corrections and Rehabilitation**

This category includes activities associated with confinement, probation, counseling, and other related programs available for adult offenders. The Sheriff is in charge of the County jail and County corrections center. Also under this classification are the Community Supervision and Corrections Department (adult probation), Pretrial Services, and the Counseling and Educational Services Department, which was created to counsel and correct the behavior of offenders.

## **Infrastructure and Environmental Services**

Activities in this category are associated with the development and maintenance of the County's transportation systems, subdivision platting and review, conservation and development of natural resources, and activities associated with providing sanitation services within the County through the Transportation and Natural Resources Department.

## **Community and Economic Development**

Included in this category are activities for providing economic development in the County and cultural, recreational, and educational activities for the benefit of County residents and visitors. Specifically, the County owns and operates the Travis County Exposition Center and, in conjunction with the State of Texas, operates the Travis County Historical Commission. In addition, the County operates 53 parks that are either owned or maintained by the County. These parks, which vary from lakes and hills to rivers and prairies, provide facilities for picnics, hiking, camping, swimming, boating, soccer, baseball, and equestrian activities.

# TRAVIS COUNTY, TEXAS

## PROPERTY TAXES

Property taxes are the largest source of revenue for Travis County and represent 75% of revenue for governmental activities. Adopted tax rate for fiscal year 2021 was \$0.374359 per \$100 valuation. This consisted of \$0.316512 for maintenance and operations (M&O) and \$0.057847 for debt repayment.

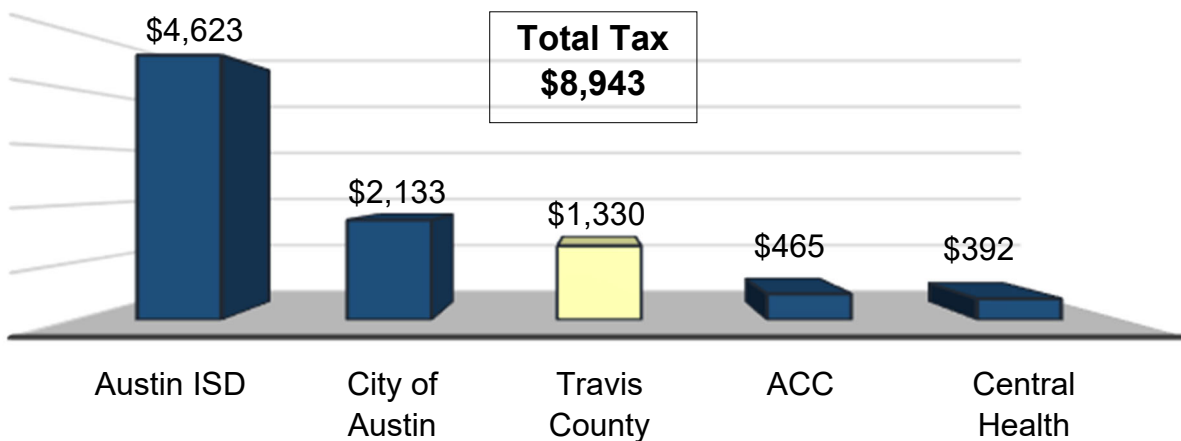
### Tax Rates per \$100 Taxable Value

	FY21	FY20	FY19	FY18	FY17
M&O	\$0.316512	\$0.312263	\$0.3079	\$0.3143	\$0.3222
Debt Service	0.057847	0.057030	0.0463	0.0547	0.0616
<b>Total Tax Rate</b>	<b>\$0.374359</b>	<b>\$0.369293</b>	<b>\$0.3542</b>	<b>\$0.3690</b>	<b>\$0.3838</b>

### Travis County Exemptions

- Homestead: 20%
- Disability: \$85,500
- Over 65: \$85,500
- Disabled Vet: up to \$12,000 or 100% if 100% disabled

### FY21 Property Tax Bill for Travis County Homestead Valued at \$444,224

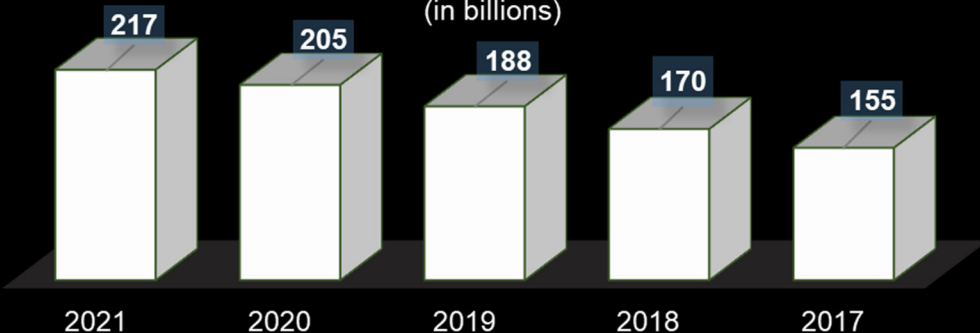


Total value of the County property on the tax roll was approximately \$217,252,315,346 (net of exemptions) and produced a total levy of \$813,342,587, excluding blended component units.

The County's net assessed property valuation for fiscal year 2021 increased 6.2% compared to fiscal year 2020.

### Travis County Net Taxable Assessed Property Valuation

(in billions)



### Travis County Top Ten Taxpayers

1. CSHV Properties
2. Samsung Austin Semiconductor
3. Cousins Properties
4. Columbia/St. David's Healthcare System, LP
5. Apple, Inc.
6. Finley Company
7. Oracle America, Inc.
8. Icon IPC Tx Property Owner
9. Domain Retail Property Owner, LLC
10. GW Block 23 Office, LLC

# FINANCIAL POSITION

## **GOVERNMENT-WIDE**

The **government-wide financial statements** are designed to provide readers with a broad overview of the financial position of the County. They include a *Statement of Net Position* and a *Statement of Activities*. Both of these statements are presented using the economic resources measurement focus and the accrual basis of accounting. Revenues are recorded when earned and expenses are recorded when a liability is incurred regardless of the timing of the related cash flows. This accounting method produces a view of financial position similar to that presented by most private-sector companies.

The government-wide financial statements include not only the County itself (known as the *primary government*), but also legally separate entities known as *component units*, which are blended into the County's financial statements.

### **Statement of Net Position**

The *Statement of Net Position* presents information on all County assets, deferred outflows, liabilities, and deferred inflows with the difference reported as *net position*. The analysis of net position over time may serve as a useful indicator of whether the County's overall financial position is improving or deteriorating.

For the government-wide financial statements, restricted net position represents assets that have externally imposed restrictions by creditors, grantors, contributors, or laws or regulations of other governments. Assets may also be restricted as imposed by law through constitutional provisions or enabling legislation. Net investment in capital assets represents capital assets, net of accumulated depreciation and is reduced by outstanding balances for bonds, certificates of obligation, and other debt that is attributed to the acquisition, construction, or improvement of those assets.

### **NET POSITION BY FISCAL YEAR**

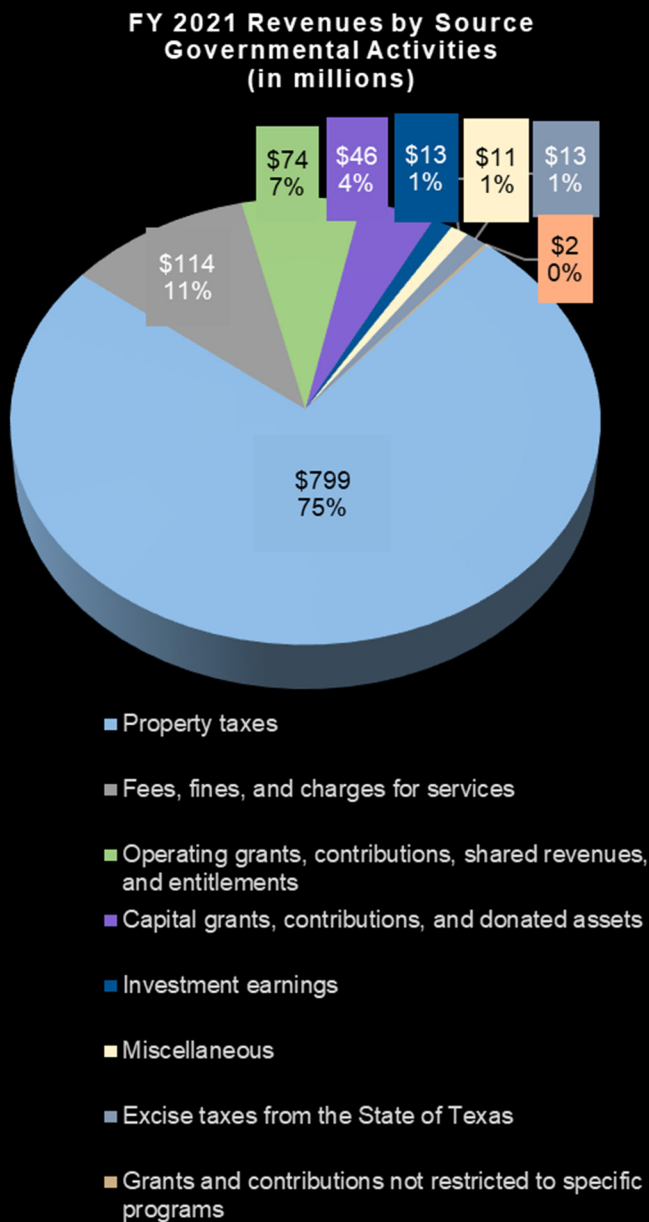
(in millions)

	2021	2020	2019
<b>GOVERNMENTAL ACTIVITIES</b>			
Current and other assets	\$ 1,378	\$ 1,225	\$ 1,152
Capital assets (net of depreciation)	1,839	1,677	1,525
<b>TOTAL ASSETS</b>	<b>3,217</b>	<b>2,902</b>	<b>2,677</b>
<b>DEFERRED OUTFLOWS</b>	<b>430</b>	<b>379</b>	<b>341</b>
Current liabilities	250	145	112
Noncurrent liabilities	2,443	2,551	2,406
<b>TOTAL LIABILITIES</b>	<b>2,693</b>	<b>2,696</b>	<b>2,518</b>
<b>DEFERRED INFLOWS</b>	<b>307</b>	<b>74</b>	<b>39</b>
Net investment in capital assets	1,180	1,099	1,025
Restricted	72	55	55
Unrestricted	(605)	(643)	(619)
<b>TOTAL NET POSITION</b>	<b>\$ 647</b>	<b>\$ 511</b>	<b>\$ 461</b>
<b>BUSINESS-TYPE ACTIVITIES</b>			
Current and other assets	\$ 40	\$ 23	\$ 7
Capital assets	46	17	7
<b>TOTAL ASSETS</b>	<b>86</b>	<b>40</b>	<b>14</b>
Current liabilities	16	4	-
Noncurrent liabilities	57	28	9
<b>TOTAL LIABILITIES</b>	<b>73</b>	<b>32</b>	<b>9</b>
Net investment in capital assets	1	-	-
Unrestricted	12	8	5
<b>TOTAL NET POSITION</b>	<b>\$ 13</b>	<b>\$ 8</b>	<b>\$ 5</b>

In fiscal year 2021, the County implemented GASB 84 and fiscal year 2020 has been restated for this implementation. Please see Note 1 in the Fiscal Year 2021 Annual Comprehensive Financial Report.

## Statement of Activities

The *Statement of Activities* presents the County's revenues and expenses for the period, with the difference between the two resulting in the current year *change in net position*. A change in net position is reported when the underlying event giving rise to the change occurs, *regardless of the timing of the related cash flows*. Thus, revenues and expenses reported in this statement may result in cash flows in future fiscal periods (e.g., uncollected taxes and earned but unused vacation leave).



## STATEMENT OF ACTIVITIES BY FISCAL YEAR

(in millions)

	2021	2020	2019
<b>GOVERNMENTAL ACTIVITIES</b>			
Program revenues	\$ 234	\$ 186	\$ 184
General revenues	838	800	722
<b>TOTAL REVENUES</b>	<b>1,072</b>	<b>986</b>	<b>906</b>
General government	312	321	274
Justice system	159	164	166
Public safety	107	98	95
Corrections and rehabilitation	140	148	158
Health and human services	89	72	71
Infrastructure and environmental services	67	75	82
Community and economic development	19	18	18
Interest on long term debt	43	40	36
<b>TOTAL EXPENSES</b>	<b>936</b>	<b>936</b>	<b>900</b>
<b>INTERFUND ACTIVITY*</b>	-	-	-
Change in net position	136	50	6
Net position—beginning of year	511	461	455
<b>NET POSITION – END OF YEAR</b>	<b>\$ 647</b>	<b>\$ 511</b>	<b>\$ 461</b>
<b>BUSINESS-TYPE ACTIVITIES</b>			
Program revenues	\$ 27	\$ 5	\$ 3
General revenues*	-	-	-
<b>TOTAL REVENUES</b>	<b>27</b>	<b>5</b>	<b>3</b>
Affordable housing	22	2	2
<b>TOTAL EXPENSES</b>	<b>22</b>	<b>2</b>	<b>2</b>
<b>INTERFUND ACTIVITY*</b>	-	-	-
Change in net position	5	3	1
Net position—beginning of year	8	5	4
Capital contribution—minority interest**	-	-	-
<b>NET POSITION – END OF YEAR</b>	<b>\$ 13</b>	<b>\$ 8</b>	<b>\$ 5</b>

In fiscal year 2021, the County implemented GASB 84 and fiscal year 2020 has been restated for this implementation. Please see Note 1 in the Fiscal Year 2021 Annual Comprehensive Financial Report.

\*Amounts round to zero in millions.

\*\*Fiscal year 2021 rounds to zero in millions. Fiscal years 2020 and 2019 are zero.

## **GENERAL FUND**

The General Fund is Travis County's chief operating fund. It is used to account for and report all financial resources not accounted for and reported in another fund. The General Fund Financial Statements are reported using the current financial resources measurement focus and the modified accrual basis of accounting.

### ***Fund Balance***

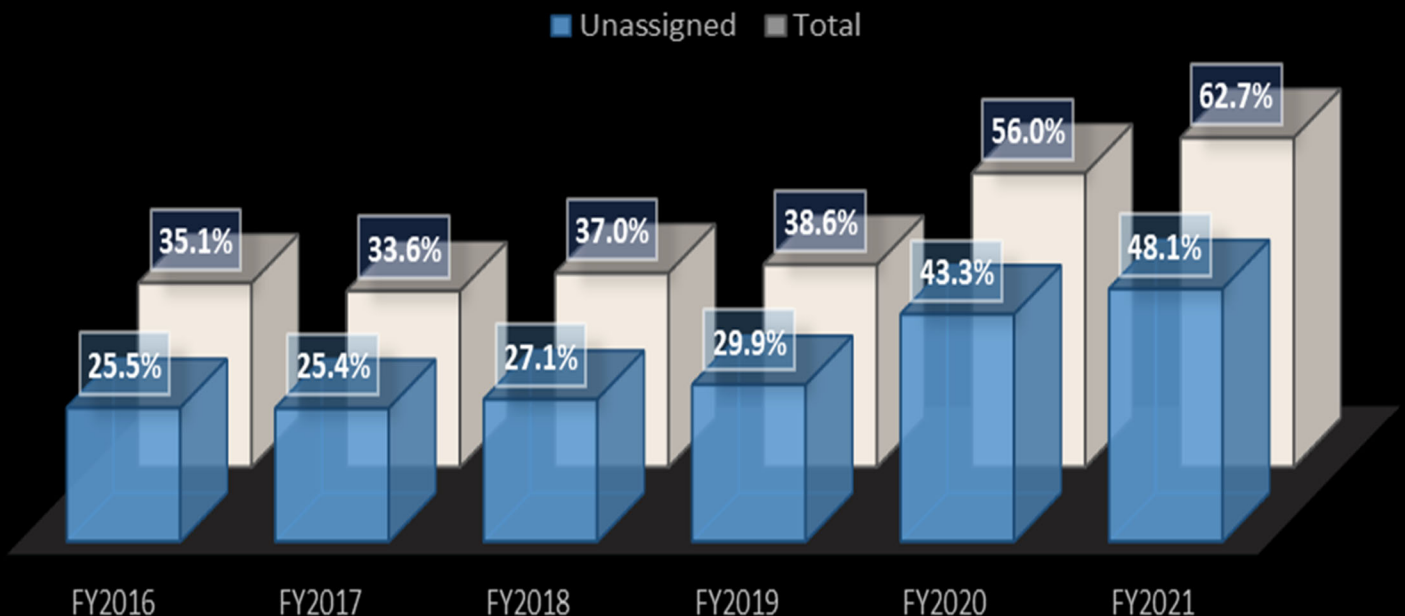
At the end of the current fiscal year, the County's General Fund reported an ending fund balance of approximately \$442.9 million, which was an increase of \$87.1 million, or 24.5%, compared to fiscal year 2020, after restatement. Approximately \$339.8 million of the total ending fund balance is available for future use. The remaining fund balance consists of \$0.6 million that is non-spendable items, \$13.2 million restricted by specific legal requirements, and \$89.3 million that is committed to specific types of expenditures.

$$\text{Fund Balance} = \text{Assets} - \text{Liabilities} - \text{Deferred Inflows}$$

*Fund Balance represents the difference between assets and liabilities and deferred inflows of any given fund. The General Fund reports four components of fund balance designed to show constraints on how resources in the fund can be spent and to show the sources of those constraints.*

As a measure of the General Fund's liquidity, it can be useful to compare both unassigned and total fund balance to total fund expenditures (including other financing uses). The chart below shows how the General Fund's liquidity measurement has performed over the past five years.

## **FUND BALANCE AS A % OF EXPENDITURES**

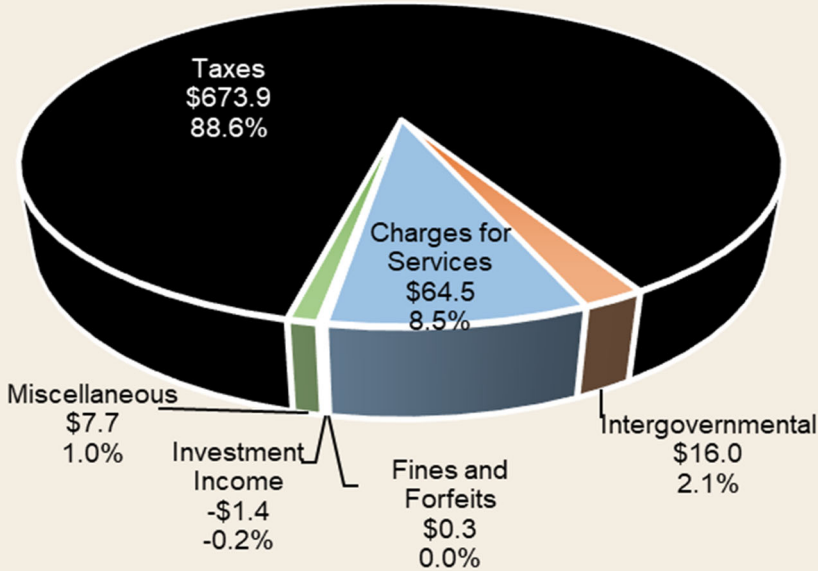


## Revenues

Property taxes represent the largest source of funds for the County and at the end of fiscal year 2021 were 88.6% of total revenue. Property tax revenue increased \$44.9 million due to new construction and adopting a Maintenance & Operations (M&O) tax rate 3.6% above the No-New-Revenue M&O tax rate. In addition, there was a \$30.8 million increase in other financing sources due to North Campus capital lease commencing during the fiscal year.

### FY21 General Fund Revenues

(in millions)



The remaining revenue categories are: Charges for Services, Intergovernmental, Fines and Forfeits, Miscellaneous, and Investment Income. The chart to the left shows the breakdown of each category of revenue as a percentage of total revenue.

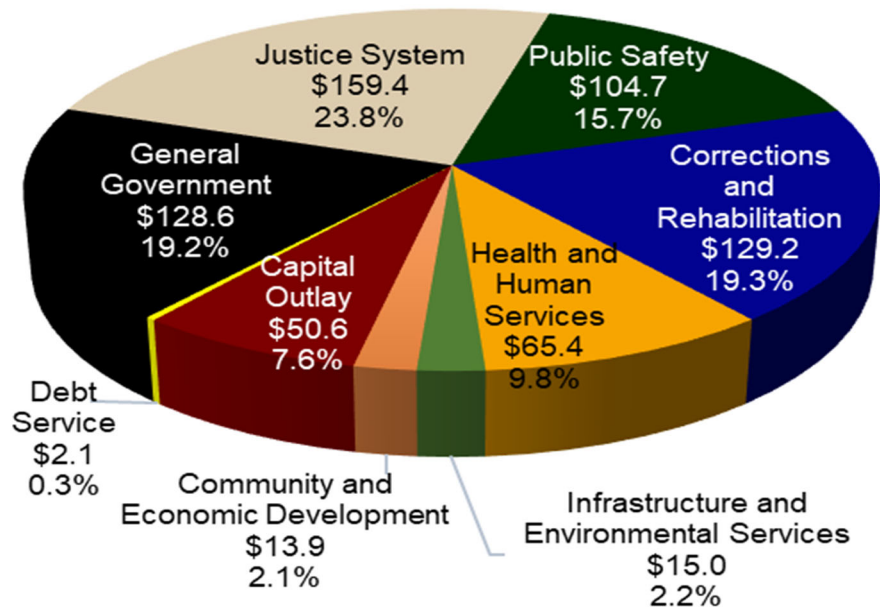
## Expenditures

As depicted in this chart, Justice System, Corrections and Rehabilitation, and General Government, are the largest uses of County funds. These are followed by Public Safety, Health and Human Services, Capital Outlay, Infrastructure and Environmental Services, Community and Economic Development, and Debt Service.

For more information on General Fund revenue and expenditures, please see Management's Discussion and Analysis in the County's Annual Comprehensive Financial Report.

### FY21 General Fund Expenditures by Function

(in millions)



# CAPITAL ASSETS

Capital assets are items with an estimated useful life of one year or more and meet the capitalization threshold of \$5,000, with the exception of \$100,000 for software and \$1,000,000 for internally generated software. The County capitalizes all land and land improvements, regardless of cost.

Capital assets are included only in the government-wide financial statements unless they are associated with proprietary or fiduciary funds. Capital asset costs are reflected as expenditures on the governmental fund financial statements. Purchased or constructed capital assets are recorded at historical or estimated historical value, while donated capital assets are recorded at estimated fair market value at date of donation. The cost of all purchased, constructed, or donated assets is depreciated over the estimated useful life of the specific asset group.

More detailed information about capital assets can be found in Note 7 of the Annual Comprehensive Financial Report.

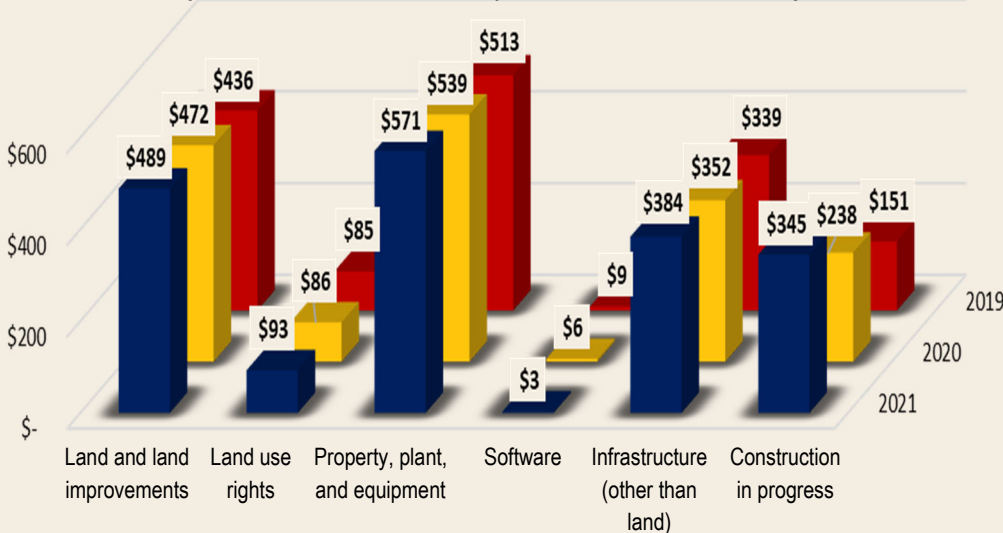


Major capital events for governmental activities during the current fiscal year included the following:

- Increases in assets under capital lease of \$32.0 million was due primarily to the long term North Campus capital lease commencing during the fiscal year;
- Major increases to construction in progress consisted of \$78.5 million for the new Civil and Family Courts Facility, \$12.1 million for energy savings upgrades to the Travis County Correctional Complex, and \$6.9 million to the road extension of Vail Divide. Major projects placed into service during the fiscal year include improvements to the Northeast Metro Park;
- A total of \$45.8 million in capital assets was donated to the County in fiscal year 2021 consisting of roads, sidewalks, and rights-of way; and
- Increases in assets were offset by depreciation expense of \$68.4 million, the majority in Infrastructure (other than land), buildings, and machinery and equipment.

### Total Capital Assets by Type

(net of accumulated depreciation / in millions)



Major capital events for business-type activities during the current fiscal year included the following:

- Increases in land and land improvements of \$29.7 million was due to the acquisition of land for new apartment projects managed by the Travis County Housing Finance Corporation.

# DEBT

During fiscal year 2021, Travis County maintained a bond rating of AAA from Standard and Poor’s and Aaa from Moody’s Investor Service, Inc. Neither the County nor any road district has ever defaulted on a principal or interest payment on its bonds or certificates of obligation and it maintains a General Purpose Debt Service fund to provide available funds to meet all obligations during the year.

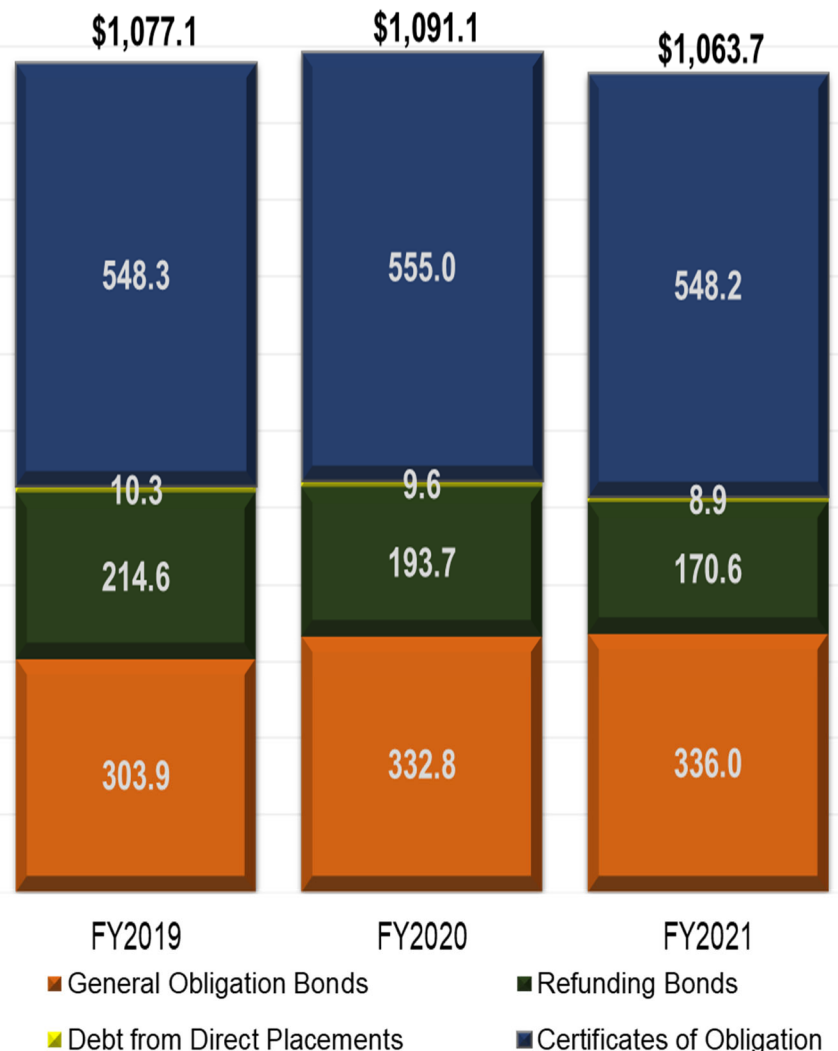
The County’s debt policy assists in governing the issuance, management, evaluation, and reporting of all County debt obligations. The policy provides parameters for the Commissioners’ Court in deciding whether to issue additional debt and to ensure the debt issuance is within established limits.

Debt issued under Texas General Laws may not exceed five percent of the assessed value of taxable property for any given year. That limit has ranged from \$10.2 billion in fiscal year 2017 to \$14.0 billion in fiscal year 2021.

During fiscal year 2021, the County issued Unlimited Tax Road Bonds totaling \$21.8 million. The proceeds of these bonds will be largely used for construction, maintenance, and operation of multiple road projects. The County also issued \$35.2 million of Limited Tax Certificates of Obligation. The majority of the proceeds from the Certificates of Obligation will be used for road, bridge, and drainage projects, a new Travis County Correctional Complex Evidence Warehouse, and the Jail energy savings project. During the fiscal year, the County issued \$4.9 million in limited tax refunding bonds that were used to pay off amounts outstanding on previously issued bonds that carried higher interest costs.

At the end of fiscal year 2021, the County had total long-term debt outstanding (excluding deferred amounts) of \$1,063.7 million, a decrease of \$27.4 million from fiscal year 2020.

**Outstanding Debt by Type**  
(in millions)



# COVID-19 RESPONSE

## CARES ACT

The County received \$61.1 million from the Coronavirus Relief Fund created by the CARES Act of 2020. This funding was used to help aid small cities within Travis County, supply allocations to small businesses through TCTX Thrive, provide rent, mortgage assistance, food distribution, and other social services, fund an interlocal agreement with the City of Austin for joint response efforts, and support County direct response costs. Below is the allocation by program:

(in millions)

County Direct Response	\$ 28.2
County Joint Response	7.4
HHS COVID Outreach	0.2
HHS Food Distribution	1.4
HHS Rent and Mortgage	5.1
HHS Workforce Solutions	1.2
Small Cities	5.7
TCTX Serve	2.5
TCTX Thrive	9.4
<b>Total</b>	<b>\$ 61.1</b>

## AMERICAN RESCUE PLAN ACT (ARPA)

The County was also awarded \$247.5 million from the Local Fiscal Recovery Fund created under the American Rescue Plan Act of 2021, with half of the allocation (\$123.7 million) received in May 2021, and the remaining \$123.7 million expected to be received in May 2022.

Recipients may use the funds to support public health expenditures, address negative economic impacts caused by the COVID-19 public health emergency, replace lost public sector revenue, provide premium pay for essential workers, and invest in water, sewer, or broadband infrastructure. Treasury released its Final Rule on January 7, 2021, describing how counties can use the funds in a manner consistent with the legislation of the American Rescue Plan Act.

As of October 1, the Commissioners Court has allocated or earmarked these funds as follows:

<i>Program</i>	<i>(in thousands)</i>
Workforce Development	\$ 6,749
COVID Outreach	600
Food Assistance	7,599
Childcare Assistance	2,490
Targeted Behavioral Health Support for Homelessness	325
TCTX Serve—Nonprofit Assistance	5,139
TCTX Thrive—Small Business Assistance	7,893
Emergency Assistance	9,771
Other Support Staff	1,647
<b>Subtotal</b>	<b>42,213</b>
Broadband Infrastructure	557
Behavioral Health/Mental Health/Substance Use/Homelessness	250
<b>Subtotal</b>	<b>807</b>
County Direct/Joint Response FY21/22 Expenses	<b>35,000</b>
Supportive Housing Resolution	<b>110,000</b>
<b>Total Allocated and Earmarked</b>	<b>\$188,020</b>
<b>Total Funds Awarded</b>	<b>\$247,451</b>
<b>Funds Remaining for Allocation</b>	<b>\$ 59,431</b>

## EMERGENCY RENTAL ASSISTANCE PROGRAM (ERAP)

The County received \$10.6 million from the U.S. Department of Treasury's Emergency Rental Assistance Program (ERAP) 1 in January 2021. Travis County was also awarded an additional \$3.4 million for ERAP 2 in May 2021 and received an additional \$5.0 million for ERAP 2 in December of 2021.

# AWARDS

The Government Finance Officers Association of the United States and Canada (GFOA) has given an Award for Outstanding Achievement in Popular Annual Financial Reporting to Travis County, Texas, for its Popular Annual Financial Report for the fiscal year ended September 30, 2020. The Award for Outstanding Achievement in Popular Annual Financial Reporting is a prestigious national award recognizing conformance with the highest standards for preparation of state and local government popular reports.

In order to receive an Award for Outstanding Achievement in Annual Financial Reporting, a governmental unit must publish a Popular Annual Financial Report, whose contents conform to program standards of creativity, presentation, understandability and reader appeal.

An Award for Outstanding Achievement in Popular Annual Reporting is valid for a period of one year only. We believe our current report continues to conform to the Popular Annual Financial Reporting standards, and we are submitting it to GFOA.



Government Finance Officers Association

## Award for Outstanding Achievement in Popular Annual Financial Reporting

Presented to

Travis County


Texas

For its Annual Financial Report for the Fiscal Year Ended

September 30, 2020

*Christopher P. Morill*


Executive Director/CEO



Travis County's Annual Comprehensive Financial Report for fiscal year end 2020, was awarded the Certificate of Achievement for Excellence in Financial Reporting from the Government Finance Officers Association.

The Certificate of Achievement is the highest form of recognition in the area of governmental accounting and financial reporting, and its attainment represents a significant accomplishment by a government and its management. This report is compiled by the Auditor's Office and is audited by an independent firm of certified public accountants. The purpose of the Annual Comprehensive Financial Report is to give a detailed overview of the County's financial status, including various funds, investments, and debt service obligations.





Travis County's Planning and Budget Office has again received the GFOA Distinguished Budget Presentation Award for Fiscal Year 2021 Budget.



The Texas Comptroller of Public Accounts' Transparency Stars program recognizes local governments for going above and beyond in their transparency efforts.



### Transparency Stars

-  Traditional Finances
-  Debt Obligations
-  Economic Development
-  Public Pensions

# STAY CONNECTED

Learn more about Travis County at:

<https://www.traviscountytx.gov/>

## Popular Services



Rental Assistance



Elections



Property Taxes



Passports



Docket Search



Careers



Open Records Request

View all services:

<https://www.traviscountytx.gov/service-directory>

## Follow us on Social Media



Facebook



Twitter



YouTube



NextDoor



Flickr

## Financial Transparency Portal

<https://financialtransparency.traviscountytx.gov/>

## Budget Documents & Information

<https://www.traviscountytx.gov/planning-budget>

## Commissioners Court

<https://www.traviscountytx.gov/commissioners-court>

## County Directory

<https://www.traviscountytx.gov/departments>

## Helpful Local Resources & Phone Numbers


<https://www.traviscountytx.gov/helpful-numbers>

## News & Announcements

<https://www.traviscountytx.gov/news>

## Travis County Org Chart

[https://www.traviscountytx.gov/images/docs/org\\_chart.pdf](https://www.traviscountytx.gov/images/docs/org_chart.pdf)



Travis County, Texas | 700 Lavaca St. | Austin, Texas 78701