

TRAVIS COUNTY, TEXAS

POPULAR ANNUAL FINANCIAL REPORT

FOR THE FISCAL YEAR ENDED SEPTEMBER 30, 2018



PATTI SMITH, CPA

TRAVIS COUNTY AUDITOR

COVER PHOTOS

Arkansas Bend Park

One of the most isolated and untouched parks in Travis County, this peaceful 323-acre park lies on the north shore of Lake Travis near the community of Lago Vista and combines many of the best qualities of other Lake Travis parks. The park's two miles of shoreline offer opportunities for hiking, fishing, camping, picnicking and lake access via an excellent boat ramp. Several inviting, shaded picnic and camping areas are situated along a bluff above a gently sloping, rocky waterfront.

In 2011, Travis County voters approved \$9,443,500 in park bonds for the design and development of Arkansas Bend Park on Lake Travis, Phase I. In 2017, voters approved an additional \$5,832,750 in park bonds to complete the development of the park.

The park is geographically split by three (3) peninsulas. The northern peninsula is being developed for camping, while the middle peninsula will be focused on day use, playscapes, picnicking, boat launching, trails and a special event venue. The southern peninsula will remain mostly natural with some improved lake overlooks and will have both mountain bike trails and hiking trails.



The new park improvements include: new entrance station and maintenance facility; public water/wastewater systems; universal campsites (for primitive or RV camping) with water and electric; campsites with screened shelters; RV dump station, camp host site(s); a second boat ramp with courtesy dock and additional parking; restrooms (campsite restrooms will also have showers); covered playscapes; picnic tables and grills; hike and bike trail systems; and a special event venue.



TABLE OF CONTENTS

Cover Photo Description	1
Letter from the County Auditor	3
Economic Condition	4
Travis County History Timeline	7
Property Taxes	9
Financial Position	11
County Functions	15
Capital Assets & Debt	17
Awards	19
Travis County Organizational Chart	21

Travis County Auditor's Office

Patti Smith, County Auditor

Consolidations & Financial Reporting:

Kathryn Madden, Chief Assistant

Grants Auditing & Financial Reporting:

DeDe Bell, Manager

Revenue Estimation & Financial Analysis:

Daniel Wilson, Chief Assistant

Risk Evaluation & Consulting:
David Jungerman, Chief Assistant

Financial Systems Integration & Reporting:

Kelly Allen, Chief Assistant

Payroll & Benefits Auditing:
Bernadette Gutilla, Manager

General Ledger & Disbursements Auditing:

Kelly Allen, Chief Assistant
Mike Crawford, Manager
Aaron Joy, Supervisor

Financial Systems Maintenance & Support:

Christina Adair, Director
Murtuza Khan, Manager
Robyn Wright, Manager

LETTER FROM THE AUDITOR



Message from the County Auditor:

I am pleased to present the Travis County Popular Annual Financial Report (PAFR) for the fiscal year ending September 30, 2018. The purpose of this report is to provide an overview of the County's finances, in a format that is readable and easy to understand. The PAFR is designed to provide a summary of the County's financial position as well as an overview of economic, demographic, and other trends in the local economy.

The PAFR was prepared by the Travis County Auditor's Office and was generated using financial information taken from the 2018 Comprehensive Annual Financial Report (CAFR) that was audited by Atchley & Associates, LLP. The audit of the CAFR received an unmodified opinion, which indicates that the financial statements are prepared according to Generally Accepted Accounting Principles (GAAP) and are free of material misstatements concerning the overall financial position of the County.


The PAFR summarizes and simplifies the information contained in the CAFR and is not intended to replace the CAFR. The CAFR contains the full financial statements and note disclosures for all activities, funds, and component units, prepared in accordance with GAAP. Information in the PAFR is unaudited and not in accordance with GAAP due to condensed and simplified presentation.

For a complete set of County financials, please refer to the CAFR, which is available on the Travis County website at <https://financialtransparency.traviscountytx.gov/FinancialDocuments>. I invite you to share any questions, concerns, feedback or recommendations you may have by contacting us at 512-854-9125.

Sincerely,

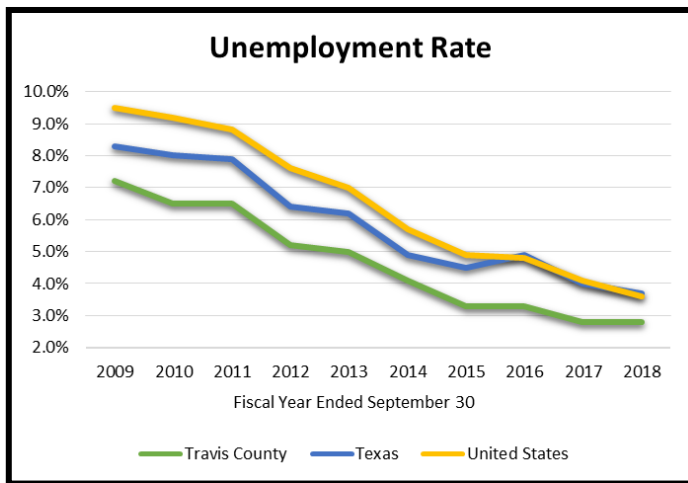
A handwritten signature in cursive script that reads "Patti Smith". The ink is dark and the signature is fluid.

Patti Smith, CPA
Travis County Auditor



ECONOMIC CONDITION

Travis County has enjoyed a relatively stable economy for over a decade. The County has consistently experienced an unemployment rate lower than the national rate, even during the sluggish economic period from 2009 to 2011. While the national annual unemployment rate reached as high as 10.6% during those years, Travis County's rate peaked at 7.5% in July 2009.



For many years, Travis County was known largely for two things, state government and the University of Texas. But now tech investments also represent a major source of capital and job growth for the County.



Travis County is the home of the State's flagship university, the University of Texas at Austin, as well as other institutions of higher education such as St. Edward's University and Austin Community College.

A broad economic base, composed of real estate, leisure and entertainment, medical, and technology sectors, as well as a sizable federal, state, and local government presence, provides a strong base for economic growth.



TOP TEN EMPLOYERS

- State of Texas
- The University of Texas/Austin
- City of Austin
- HEB Grocery Co.
- Dell, Inc.
- Federal Government
- Austin Independent School District
- St. David's Healthcare
- Seton Healthcare Family
- Walmart Stores, Inc.

Travis County

- ◆ 1,022.1 square miles in central Texas (989.3 of land and 32.8 of water)
- ◆ 200 miles south of Dallas/Fort Worth
- ◆ 160 miles west of Houston
- ◆ 80 miles northeast of San Antonio

Also contributing to the County's growth is the mild climate of the area. With an average temperature of 67.5 degrees, Travis County provides an excellent environment for the many music events, sports activities, and outdoor events that take place each year, all of which contribute substantially to the area's economy.

The Austin area has a lively and diverse leisure industry, which includes the Texas Stars, the top affiliate of the National Hockey League's Dallas Stars. Also here are University of Texas sports teams, the Austin Spurs of the NBA G League, and Triple-A baseball. Austin has long been called the "Live Music Capital of the World" in part due to the South by Southwest Music Festival held annually in the spring and the Austin City Limits Festival held annually in the fall. In addition, Austin also boasts many live music venues, a number of which are located in the famous downtown East Sixth Street Entertainment District.

67.5⁰ F = Average temperature

42⁰ F = Average low in January

97⁰ F = Average high in August

34 inches = Average yearly rainfall

270 days = Growing season

In 2018, Austin was ranked number one by U.S. News and World Report as the Best Place to Live in the United States for the second consecutive year. Also in 2018, Austin moved up three spots to No. 4 for the Most Pet-friendly City as ranked by Veterinarian's Money Digest. That same publication noted that Austin was No. 2 for the best overall pet health and wellness and tied for No. 1 for the most dog-friendly restaurants per capita.

Money Magazine ranks Austin as the Best Big City to live in.



19 = Number of developed County parks
4,483 = Developed park acreage
8 = Boat ramps



In addition, CNBC ranks Austin No. 2 on their list of Cities Where Jobs are Plentiful and Businesses are Thriving.

With a healthy economy, pleasant climate, and a myriad of activities, the County continues to experience steady growth.

In fiscal year 2018, the number of housing units sold in the Austin area totaled 34,686, a 3.8% increase over fiscal year 2017, with the average selling price increasing 4.0% to approximately \$380,000.

Housing in Austin Area:

2018 units sold
34,686

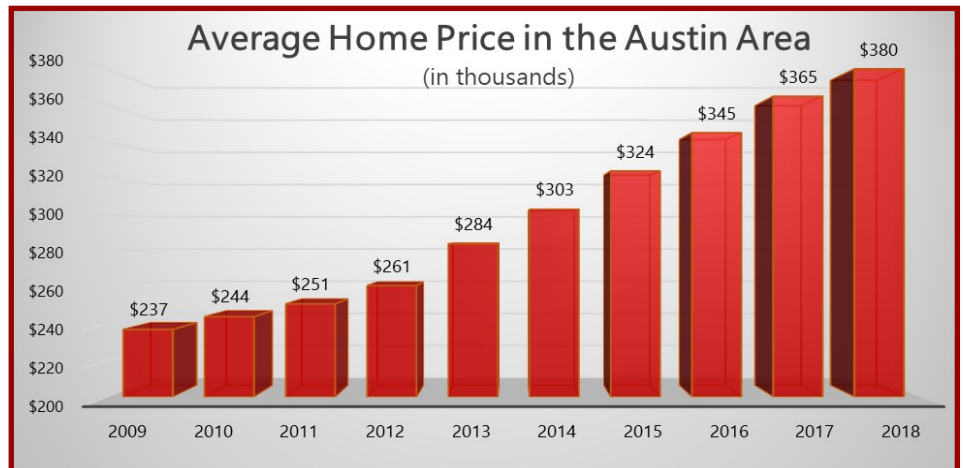
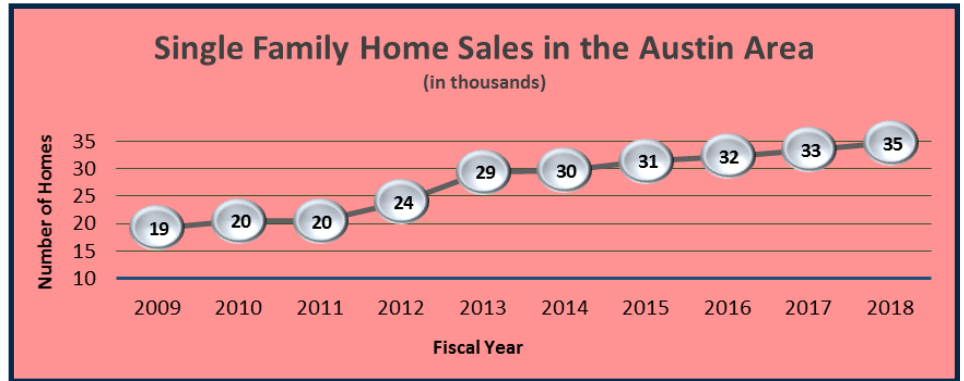
2017 units sold
33,407

Increase in units sold
3.8%

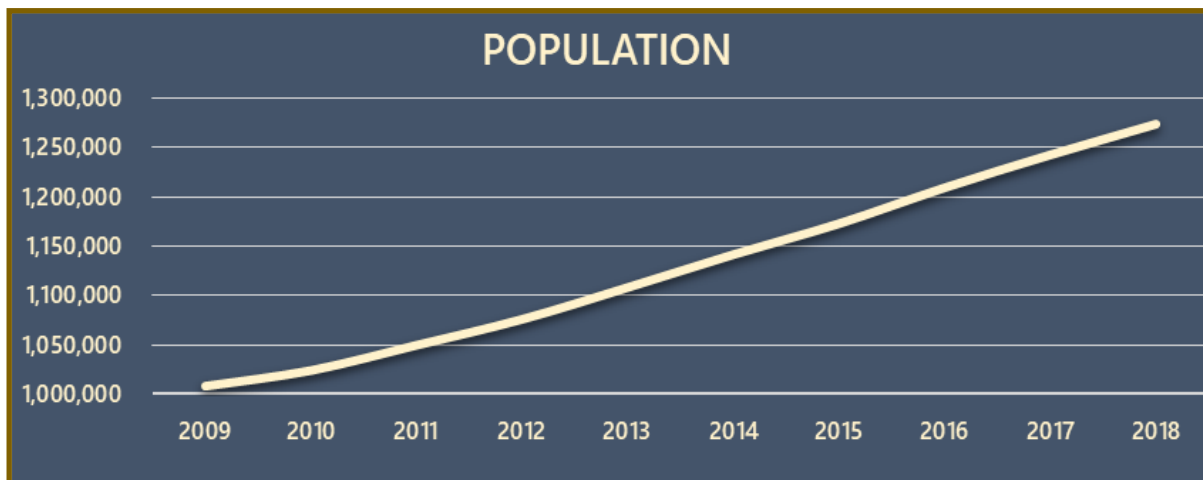
2018 average home price
\$379,822

2017 average home price
\$365,046

Increase in average selling price
4.0%



The Austin-Round Rock Metropolitan Statistical Area (MSA), which includes all of Travis County, continues to grow at a dramatic pace, surpassing the two million-person mark in the fall of 2015, according to the City of Austin demographer. US Census indicates that Travis County population will grow by 96% from 2010-2050. As of 2018, the population has increased by 24% from 2010.



TRAVIS COUNTY, TEXAS

TRAVIS COUNTY HISTORY TIMELINE

August 9, 1809 – William Barret Travis, namesake of Travis County, is born.

March 2, 1836 – The Texas Declaration of Independence is adopted at Washington-on-the-Brazos, establishing the Republic of Texas.

March 6, 1836 – William Barret Travis dies at the Alamo.

August 1, 1839 – The first sale of town lots in the new capital of the Republic, which is named for Stephen F. Austin, is held.

December 27, 1839 – The City of Austin is created by the Republic of Texas Congress.



Texas 1836



Austin 1887



William B Travis

January 19, 1840 – Austin is approved as the capital of the Republic of Texas.

January 25, 1840 – Travis County is established by the Republic of Texas Congress.

February 21, 1840 – The first election for County officials is held. Recorded population was 856.

February 28, 1845 – The Republic of Texas is annexed by the United States.

December 29, 1845 – Texas becomes the 28th state.

1855 – The first official Travis County Courthouse is constructed at 4th and Guadalupe (demolished in 1906).

1876 – The second Travis County Courthouse is constructed at 11th and Congress Avenue (decommissioned in 1931, demolished in 1964).

April 14, 1930 – Judge George S. Mathews and the Commissioners Court buy land at 10th and Guadalupe for the construction of the third Travis County Courthouse.

October 20, 1930 – The cornerstone is laid for the third (and current) Travis County Courthouse.

June 27, 1931 – The third Travis County courthouse officially opens.



1855 Courthouse



1876 Courthouse



Cornerstone unveiling 1930



June 15, 1935 – A flood which covers much of downtown Austin prompts the creation of the Lower Colorado River Authority and the building of several dams.

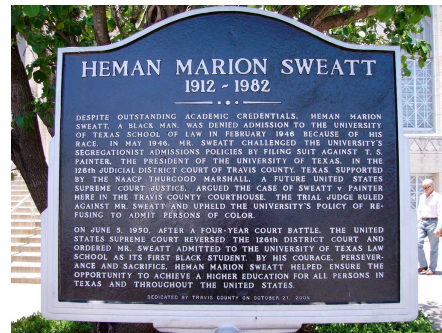
May 16, 1946 – Heman Marion Sweatt files suit against University of Texas President T.S. Painter in Travis County District Court, challenging the policy of racial segregation in schools.

June 5, 1950 – Sweatt v Painter is decided by U.S. Supreme Court that the Equal Protection Clause of the Fourteenth Amendment requires that Sweatt be admitted to the University of Texas Law School.

July 31, 1963 – The Travis County flag, designed by Jesse McIlroy Smith, is adopted as the official emblem.



Heman Marion Sweatt



June 16, 1975 – The Travis County seal, as drawn by County Treasurer Johnny Crow, is adopted.

1977 – The Travis County Correctional Complex opens, encompassing 130 acres.

1996 – The Balcones Canyonlands Preserve is created.

2001 – The Blackwell-Thurman Criminal Justice Center opens.

October 21, 2005 – The Travis County Courthouse is renamed the Heman Marion Sweatt Travis County Courthouse.

2018 – Current population of Travis County is 1,273,741.



1963 Travis County Flag



Travis County Seal



Blackwell-Thurman CJC

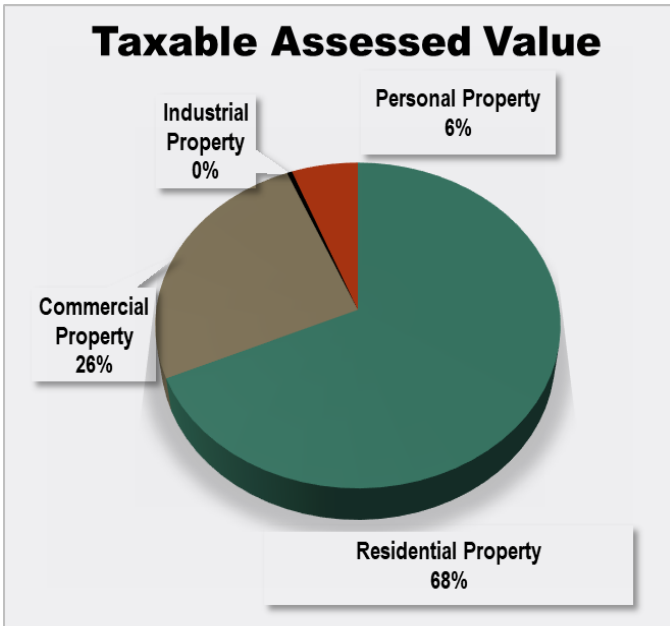
TRAVIS COUNTY, TEXAS

PROPERTY TAXES

Property taxes are the largest source of revenue for Travis County and represent 78% of revenue for governmental funds.

Adopted tax rate for FY18 was \$0.3690 per \$100 valuation. This consisted of \$0.3143 for maintenance and operations (M&O) and \$0.0547 for debt repayment.

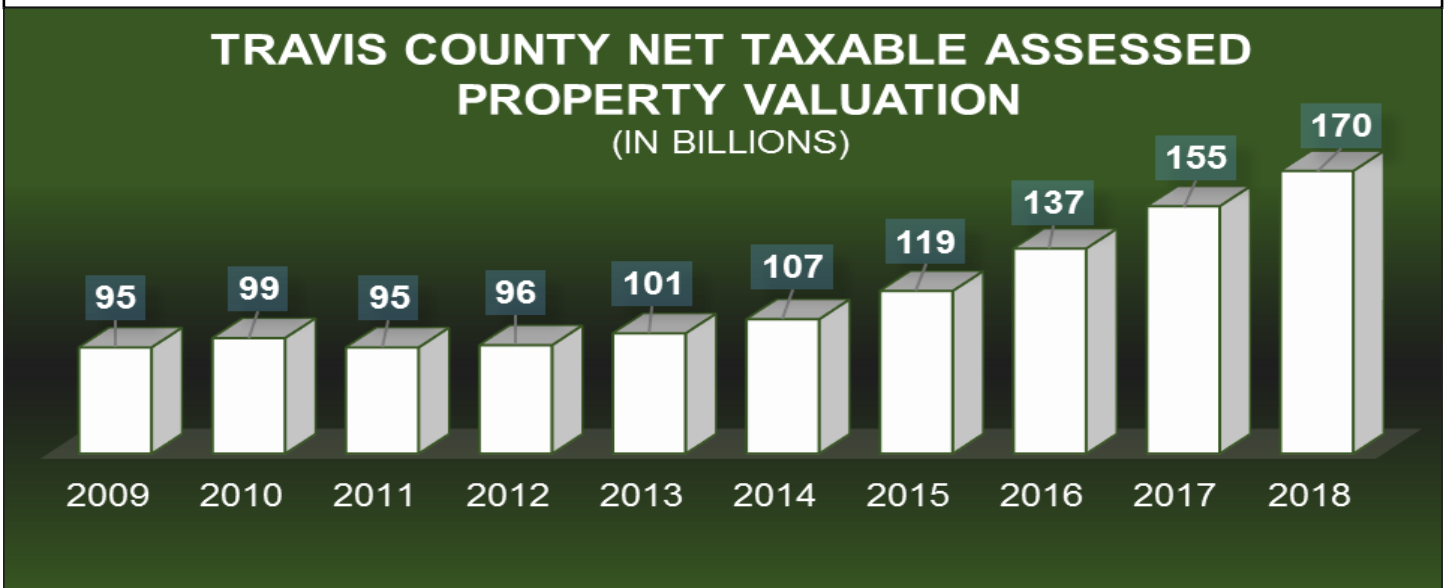
Tax Rates per \$100 Taxable Value			
	FY18	FY17	Difference
M&O	.3143	.3222	(.0079)
Debt Service	.0547	.0616	(.0069)
Total Tax Rate	.3690	.3838	(.0148)



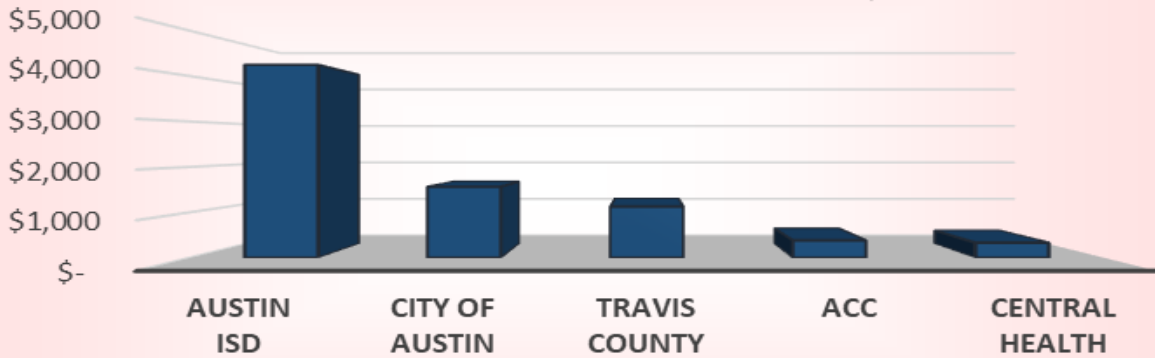
Total value of the County property on the tax roll was approximately \$170,075,832,363 (net of exemptions) and produced a total levy of \$627,580,085, excluding blended component units.

The County's net assessed property valuation for fiscal year 2018 increased 10.1% compared to fiscal year 2017.

The chart below shows the changes in net taxable assessed property valuation over the last ten years.



FY18 Property Tax Bill for Travis County Homestead Valued at \$305,173



	Austin ISD	City of Austin	Travis County	ACC	Central Health
■ Total Tax \$7,643	\$4,249	\$1,561	\$1,126	\$379	\$328

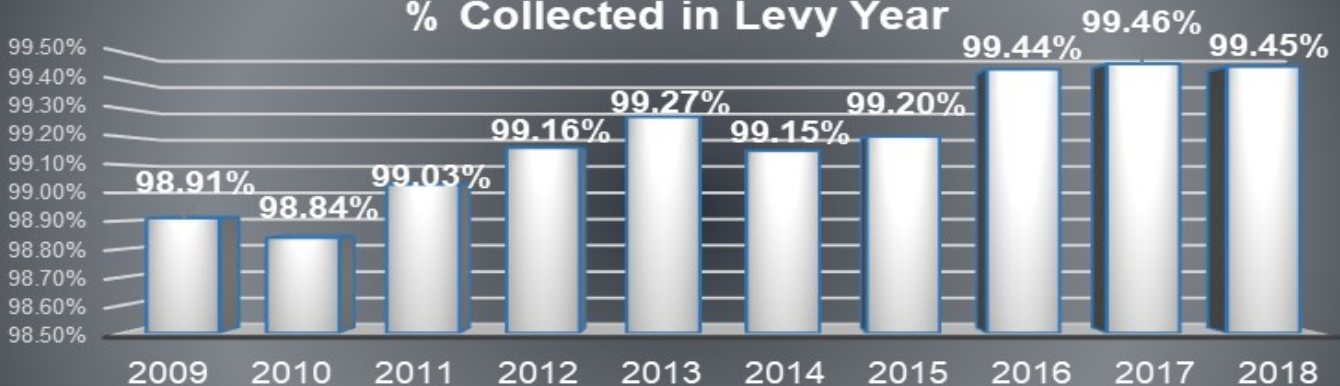
Travis County Top Ten Taxpayers

- Samsung Austin Semiconductor
- CSHV Properties
- Columbia/St. David's Healthcare System, LP
- Apple, Inc
- Finley Company
- HEB Grocery Company LP
- Domain Retail Property Owner LP
- IMT Capital II Riata LP
- 7171 SW Parkway Associates LP
- G&I VII Barton Skyway LP

Travis County Exemptions

- Homestead: 20%
- Disability: \$80,000
- Over 65: \$80,000
- Disabled Vet: up to \$12,000 or 100% if 100% disabled

Property Taxes % Collected in Levy Year



TRAVIS COUNTY, TEXAS

FINANCIAL POSITION

GOVERNMENT-WIDE

The **government-wide financial statements** are designed to provide readers with a broad overview of the financial position of the County. They include a *Statement of Net Position* and a *Statement of Activities*. Both of these statements are presented using the economic resources measurement focus and the accrual basis of accounting. Revenues are recorded when earned and expenses are recorded when a liability is incurred regardless of the timing of the related cash flows. This accounting method produces a view of financial position similar to that presented by most private-sector companies.

The *Statement of Net Position* presents information on all County assets, deferred outflows, liabilities, and deferred inflows with the difference reported as *net position*. The analysis of net position over time may serve as a useful indicator of whether the County's overall financial position is improving or deteriorating.

NET POSITION BY FISCAL YEAR (in millions)

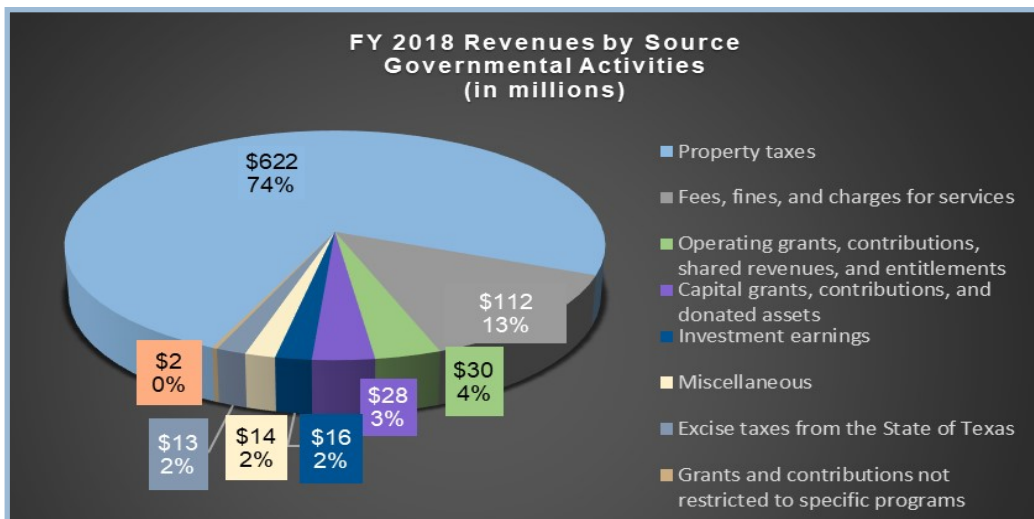
	2018			2017 (as restated)		
	Governmental Activities	Business-type Activities	Total	Governmental Activities	Business-type Activities	Total
Current and other assets	\$ 747	\$ 7	\$ 754	\$ 692	\$ 6	\$ 698
Capital assets (net of depreciation)	1,363	5	1,368	1,332	4	1,336
TOTAL ASSETS	2,110	12	2,122	2,024	10	2,034
Deferred outflows	61	-	61	150	-	150
TOTAL DEFERRED OUTFLOWS	61	-	61	150	-	150
Current liabilities	86	1	87	92	1	93
Noncurrent liabilities	1,567	7	1,574	1,688	6	1,694
TOTAL LIABILITIES	1,653	8	1,661	1,780	7	1,787
Deferred inflows	63	-	63	-	-	-
TOTAL DEFERRED INFLOWS	63	-	63	-	-	-
NET POSITION:						
Net investment in capital assets	962	-	962	919	-	919
Restricted	50	-	50	54	-	54
Unrestricted	(557)	4	(553)	(579)	3	(576)
TOTAL NET POSITION	\$ 455	\$ 4	\$ 459	\$ 394	\$ 3	\$ 397

For the fiscal year ended September 30, 2018, the Travis County Housing Finance Corporation (TCHFC), a blended component unit of the County, changed its presentation from special revenue fund to enterprise fund in accordance with GASB Statement No. 34: *Basic Financial Statements - and Management's Discussion and Analysis - for State and Local Governments*. More detailed information about this change can be found in the Comprehensive Annual Financial Report.

The *Statement of Activities* presents the County's revenues and expenses for the period, with the difference between the two resulting in the current year *change in net position*. A change in net position is reported when the underlying event giving rise to the change occurs, *regardless of the timing of the related cash flows*. Thus, revenues and expenses reported in this statement may result in cash flows in future fiscal periods (e.g., uncollected taxes and earned but unused vacation leave).

STATEMENT OF ACTIVITIES BY FISCAL YEAR (in millions)

	2018			2017 (as restated)		
	Governmental Activities	Business-type Activities	Total	Governmental Activities	Business-type Activities	Total
REVENUES:						
Program revenues	\$ 170	\$ 2	\$ 172	\$ 181	\$ 2	\$ 183
General revenues	667	-	667	625	-	625
TOTAL REVENUES	837	2	839	806	2	808
EXPENSES:						
General government	190	-	190	616	-	616
Justice system	152	-	152	89	-	89
Public safety	85	-	85	48	-	48
Corrections and rehabilitation	142	-	142	84	-	84
Health and human services	65	-	65	58	-	58
Infrastructure and environmental services	99	-	99	109	-	109
Community and economic development	16	-	16	11	-	11
Interest on long term debt	27	-	27	29	-	29
Affordable housing	-	1	1	-	1	1
TOTAL EXPENSES	776	1	777	1,044	1	1,045
Change in net position	61	1	62	(238)	1	(237)
Net position – beginning of year after restatement	394	3	397	632	2	634
Capital contribution—minority interest	-	-	-	-	-	-
NET POSITION – END OF YEAR	\$ 455	\$ 4	\$ 459	\$ 394	\$ 3	\$ 397



GENERAL FUND

The General Fund is Travis County's chief operating fund. It is used to account for and report all financial resources not accounted for and reported in another fund. The General Fund Financial Statements are reported using the current financial resources measurement focus and the modified accrual basis of accounting.

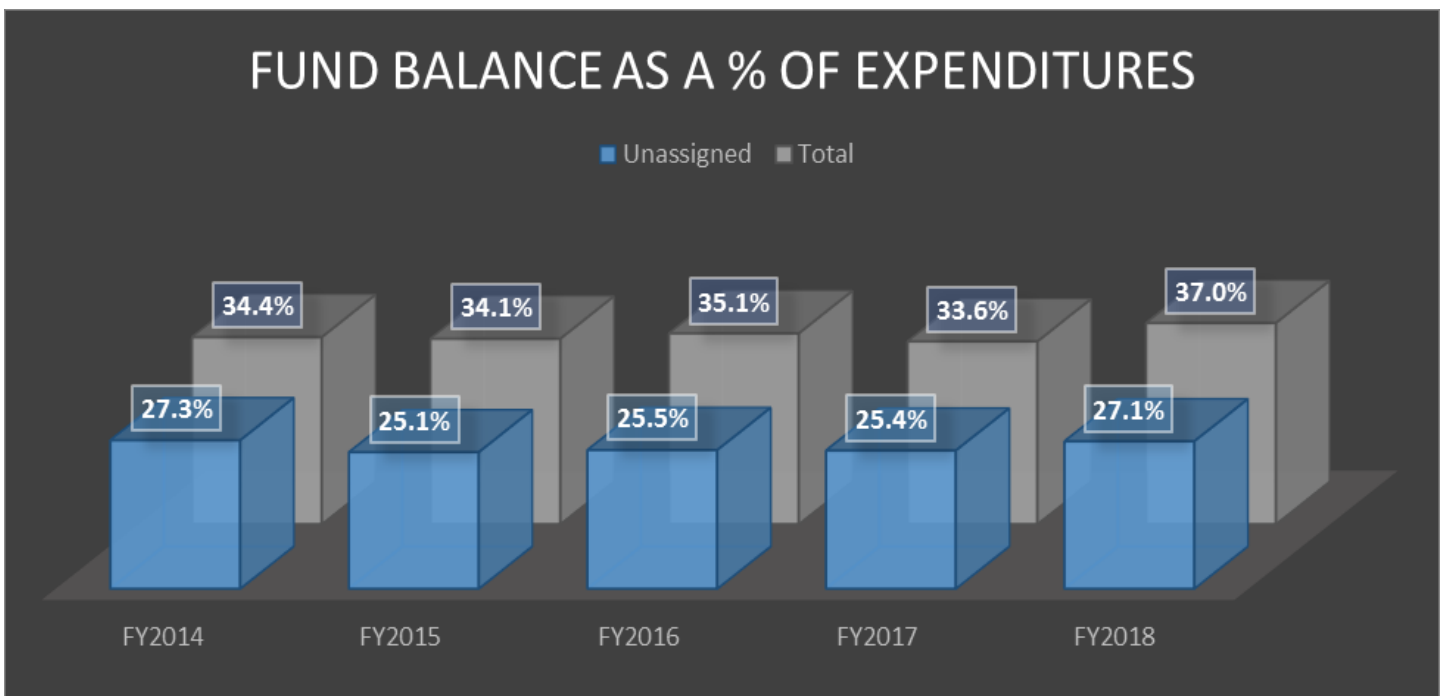
FUND BALANCE

At the end of the current fiscal year, the County's general fund reported an ending fund balance of \$223.6 million. Approximately \$164.4 million of the total ending fund balance is available for future use, however, \$0.6 million has been appropriated in the fiscal year 2019 budget and is categorized as assigned fund balance. The remaining fund balance consists of \$59.2 million that is committed to specific types of expenditures.

**Fund Balance =
Assets – Liabilities –
Deferred Inflows**

Fund Balance represents the difference between assets and liabilities and deferred inflows of any given fund. The General Fund reports four components of fund balance designed to show constraints on how resources in the fund can be spent and to show the sources of those constraints.

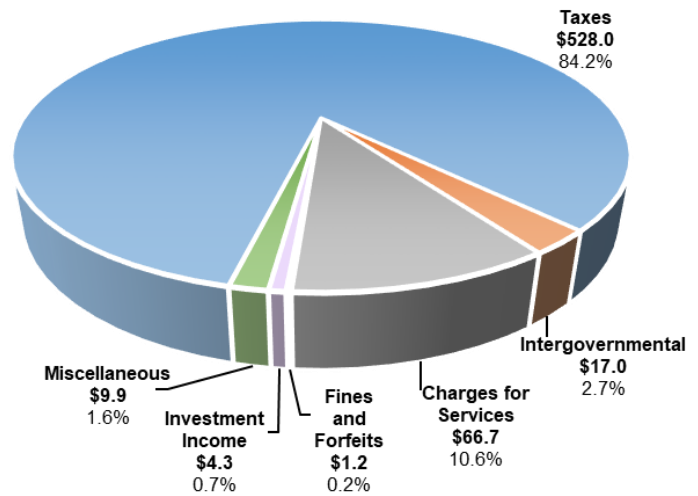
As a measure of the General Fund's liquidity, it can be useful to compare both unassigned and total fund balance to total fund expenditures (including other financing uses). The chart below shows how the General Fund's liquidity measurement has performed over the past five years.



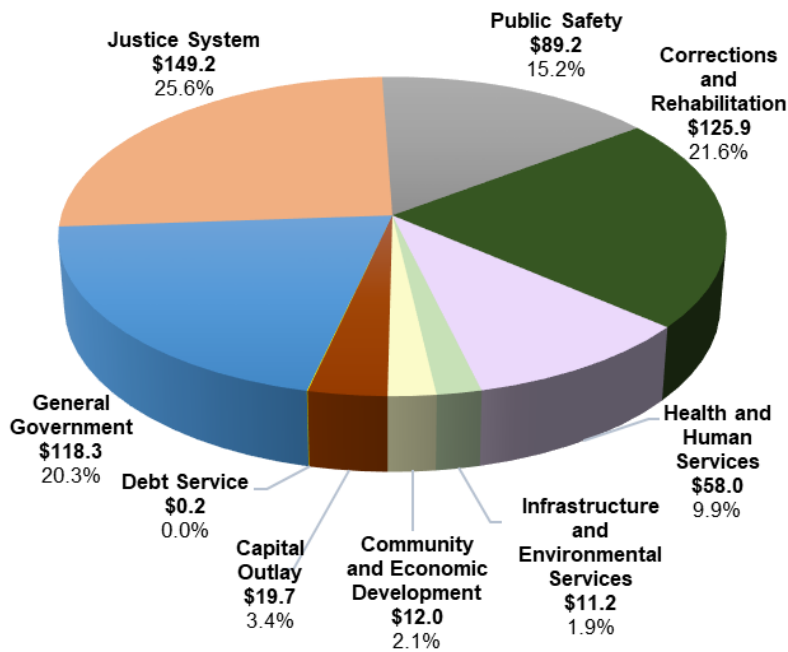
REVENUES

Property taxes represent the largest source of funds for the County and at the end of fiscal year 2018 were 84.2% of total revenue. The remaining revenue categories are: Charges for Services, Intergovernmental, Fines and Forfeits, Miscellaneous, and Investment Income. The chart to the right shows the breakdown of each category of revenue as a percentage of total revenue.

FY18 General Fund Revenues
(in millions)



FY18 General Fund Expenditures by Function
(in millions)



EXPENDITURES




As depicted in this chart, Justice System and Corrections and Rehabilitation are the two largest uses of County funds. These are followed by General Government, Public Safety, Health and Human Services, Capital Outlay, Community and Economic Development, Infrastructure and Environmental Services, and Debt Service.




For more information on General Fund revenue and expenditures, please see Management's Discussion and Analysis in the County's Comprehensive Annual Financial Report.

COUNTY FUNCTIONS

General Government

This category includes the County Judge and County Commissioners, administrative, financial, and physical support for the County's "line" offices/departments, the Tax Office, Risk Management, the Employee Health Benefit Fund, Civil Service Commission, Election Administration, and certain recording duties of the County Clerk.

FY18 Number of Registered Voters: 795,162 	FY18 Number of Motor Vehicle Registrations: 1,158,410 
FY18 Number of Property Tax Parcels in Travis County: 437,803 	




FY18 Number of Civil Cases Files: 29,357 	FY18 Number of Patrons Assisted in Law Library: 44,730 
FY18 Dispute Resolution Center - Capital Area Better Business 	

Justice System

Activities in this category are associated with the judicial responsibilities of the County. It includes the costs for the County's court systems (Civil Courts and Criminal Courts, which include indigent attorney fees, Probate Court, Juvenile Court, and the Justice of the Peace Courts) and associated offices/departments or parts thereof: District Clerk, County Clerk, District Attorney, County Attorney, the Dispute Resolution Center, Criminal Justice Planning, and the Law Library.


Public Safety

Public Safety includes activities associated with the protection of persons and property within the County including direct enforcement of State statutes. Offices and departments included in this category are the Constables, the Medical Examiner, and divisions of the Sheriff's Office dedicated to law enforcement and public safety. Also included are Emergency Services, Fire Marshal, and Criminal Justice Planning, which provide services for the Combined Transportation, Emergency and Communications Center (911 Call Center).

FY18 Number of 911 Calls: 143,321 	FY18 Autopsies Performed: 1,493 
FY18 Number of Training Academy Classroom Hours for the Sheriff's Dept: 97,304 	

FY18 Number of Defendants screened by Pretrial Services:

38,086



FY18 Community Service Restitution Hours Completed:

134,083



Corrections and Rehabilitation

This category includes activities associated with confinement, probation, counseling, and other related programs available for adult offenders. The Sheriff is in charge of the County jail and County corrections center. Also under this classification are the Community Supervision and Corrections Department (adult probation), Pretrial Services, and the Counseling and Educational Services Department, which was created to counsel and correct the behavior of offenders.

Health and Human Services

Activities designed to provide healthcare related services to those in need and promote the conservation and improvement of public health are included in this category. The County provides public assistance (assistance with food, rent, and utility expenses) through its Health and Human Services Department to eligible indigents, including military veterans. This category also includes the Agriculture Extension Service and the Emergency Medical Services Department, which is comprised of StarFlight and ground ambulance services.


FY18 Households Receiving Home Repair Services:

75



FY18 Number of Starflight Helicopters/ Eurocopters:

4



FY18 Starflight Patient Transports:

865



Infrastructure and Environmental Services


FY18 Balcones Canyonlands Acres Managed:

11,923




FY18 Number of Miles of Surface Treatments:

80



FY18 Number of County Bridges:

196



Activities in this category are associated with the development and maintenance of the County's transportation systems, subdivision platting and review, conservation and development of natural resources, and activities associated with providing sanitation services within the County through the Transportation and Natural Resources Department.

Community and Economic Development

Included in this category are activities for providing economic development in the County and cultural, recreational, and educational activities for the benefit of County residents and visitors. Specifically, the County owns and operates the Travis County Exposition Center and, in conjunction with the State of Texas, operates the Travis County Historical Commission. In addition, the County operates 52 parks that are either owned or maintained by the County. These parks, which vary from lakes and hills to rivers and prairies, provide facilities for picnics, hiking, camping, swimming, boating, soccer, baseball, and equestrian activities.

FY18 Park Visitors in Fee Collecting Parks:

685,778




FY18 Number of Events at Expo Center:

103



FY18 Historical Commission Volunteer Hours Contributed:

1,400

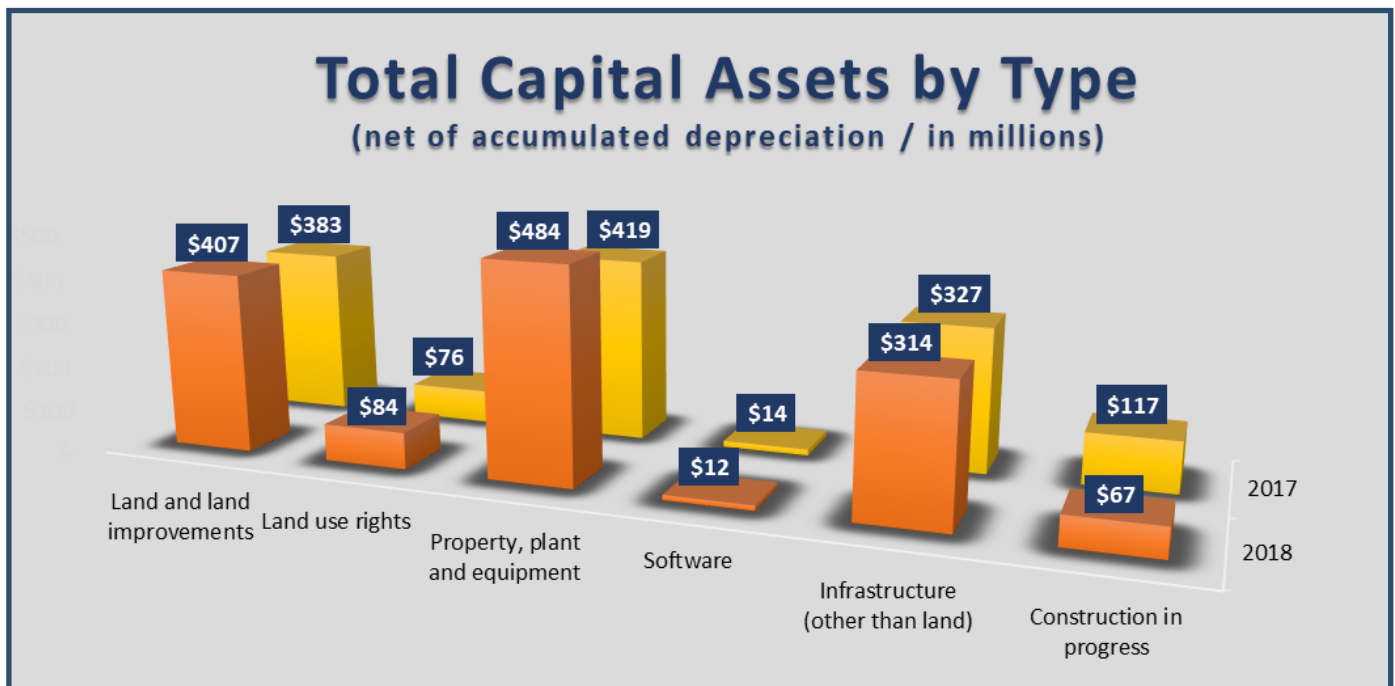


CAPITAL ASSETS & DEBT

Capital Assets

Capital assets are items with an estimated useful life of one year or more and meet the capitalization threshold of \$5,000, with the exception of \$100,000 for software and \$1,000,000 for internally generated software. The County capitalizes all land and land improvements, regardless of cost.

Capital assets are included only in the government-wide financial statements unless they are associated with proprietary or fiduciary funds. Purchased or constructed capital assets are recorded at historical or estimated historical value, while donated capital assets are recorded at estimated fair market value at date of donation. The cost of all purchased, constructed, or donated assets is depreciated over the estimated useful life of the specific asset group. More detailed information about capital assets can be found in the Comprehensive Annual Financial Report.

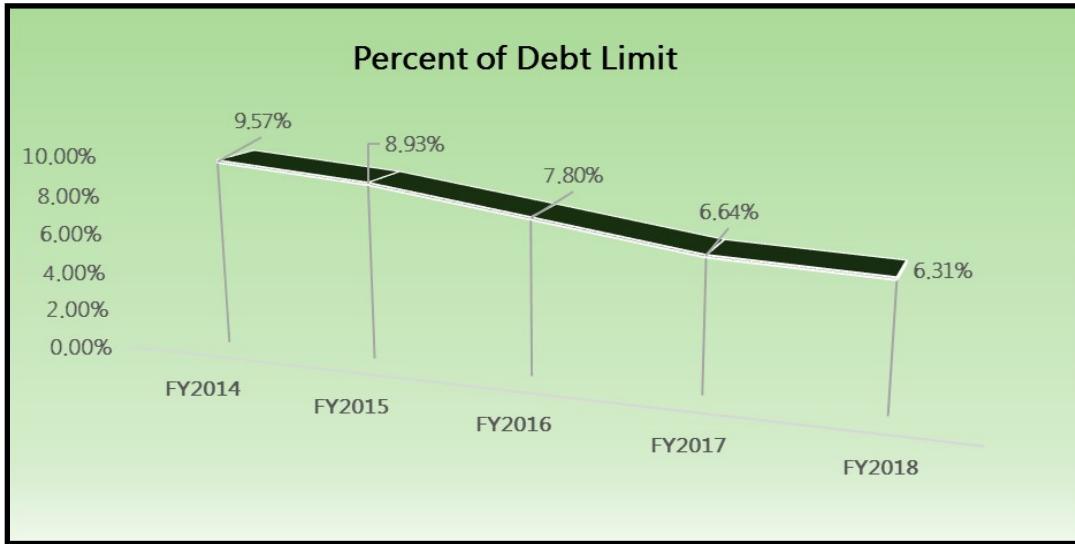


Debt

During fiscal year 2018, Travis County maintained a bond rating of AAA from Standard and Poor’s and Aaa from Moody’s Investor Service, Inc. Neither the County nor any road district has ever defaulted on a principal or interest payment on its bonds or certificates of obligation and it maintains a General Purpose Debt Service fund to provide available funds to meet all obligations during the year.

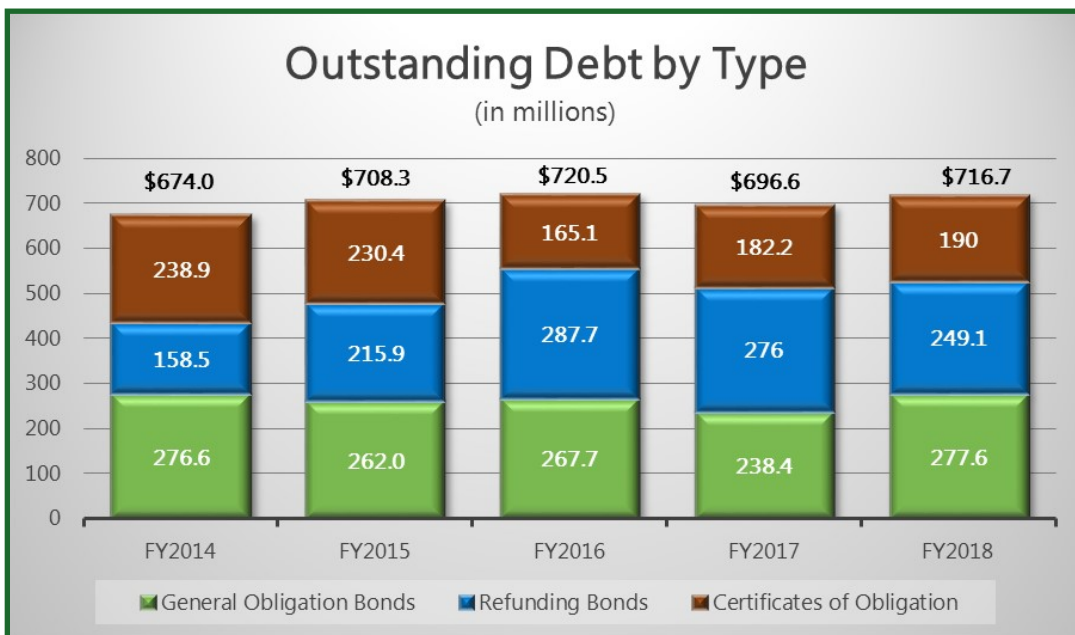
The County’s debt policy assists in governing the issuance, management, evaluation, and reporting of all County debt obligations. The policy provides parameters for the Commissioners’ Court in deciding whether to issue additional debt and to ensure the debt issuance is within established limits.

Debt issued under Texas General Laws may not exceed five percent of the assessed value of taxable property for any given year. Over the past five years, that limit has ranged from \$6.9 billion to \$11.2 billion. The chart below details Travis County's gross outstanding debt as a percent of that limit for the last five fiscal years.



In April 2018, the County issued \$16,460,000 in Unlimited Tax Road Bonds, Series 2018. The issuance is part of the \$93,445,000 authorization approved on November 7, 2017. The County also issued 38,465,000 of Limited Tax Permanent Improvement Bonds, Series 2018. This issuance is part of the \$91,495,000 authorization approved on November 7, 2017. In addition to the bonds, the County also issued \$44,775,000 in Limited Tax Certificates of Obligation, Series 2018. The proceeds are to be used for the following: \$18,800,000 for federal court house project; \$17,562,025 for road, bridge, and drainage projects; \$8,080,750 for new vehicles; and \$332,225 in issuance cost.

At the end of fiscal year 2018, the County had total long-term debt outstanding (excluding deferred amounts) of \$716.7 million, an increase of \$20.1 million or 2.9% from fiscal year 2017.




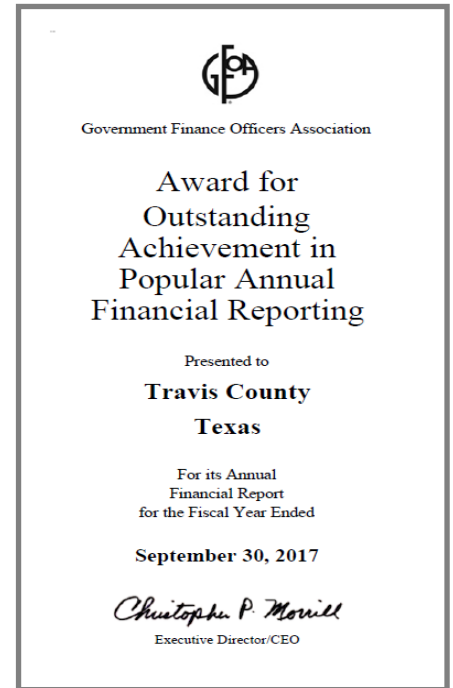
TRAVIS COUNTY, TEXAS

AWARDS

The Government Finance Officers Association of the United States and Canada (GFOA) has given an Award for Outstanding Achievement in Popular Annual Financial Reporting to Travis County, Texas, for its Popular Annual Financial Report for the fiscal year ended September 30, 2017. The Award for Outstanding Achievement in Popular Annual Financial Reporting is a prestigious national award recognizing conformance with the highest standards for preparation of state and local government popular reports.


In order to receive an Award for Outstanding Achievement in Annual Financial Reporting, a governmental unit must publish a Popular Annual Financial Report, whose contents conform to program standards of creativity, presentation, understandability and reader appeal.

An Award for Outstanding Achievement in Popular Annual Reporting is valid for a period of one year only. We believe our current report continues to conform to the Popular Annual Financial Reporting standards, and we are submitting it to GFOA.



In 1984, the GFOA created the Distinguished Budget Presentation Awards Program in order to recognize state and local governments who prepared the very highest quality budget documents. To meet this standard, budget documents must reflect the guidelines from the National Advisory Council on State and Local Budgeting, as well as best practices from the GFOA. Travis County's Planning and Budget Office has received this award every year beginning with the fiscal year 2014 budget.

Travis County's Comprehensive Annual Financial Report (CAFR) for fiscal year end 2017, was awarded the Certificate of Achievement for Excellence in Financial Reporting from the Government Finance Officers Association. The Certificate of Achievement is the highest form of recognition in the area of governmental accounting and financial reporting, and its attainment represents a significant accomplishment by a government and its management. The CAFR is compiled by the Auditor's Office and is audited by an independent firm of certified public accountants. The purpose of the CAFR is to give a detailed overview of the County's financial status, including various funds, investments, and debt service obligations.





2018 Winner for Exceptionally Well Implemented GFOA Best Practice:

TRAVIS COUNTY (AUDITOR'S OFFICE), TX
ELECTRONIC FORM FOR RELATED PARTY VERIFICATIONS

The Auditor's Office was one of nine organizations nationwide to receive an *Award for Excellence in Government Finance* from the Government Finance Officers Association (GFOA). It was recognized at the annual GFOA conference.

The award was received for the electronic "related party" verification form in the category of *Exceptionally Well Implemented GFOA Best Practices*.

The National Association of Counties (NACo) has recognized three County initiatives with its 2018 Achievement Award. The first award was for **online HIPAA compliance training**, a collaborative effort with the HIPAA Compliance Officer. The second award recognized the **Prompt Payment YouTube Video**, a collaborative effort with the Purchasing Office Historically Underutilized Business (HUB) Program. The third award was received for the Auditor's Office **Interactive Online Payment Register and Details application** – part of the Auditor's ongoing transparency initiatives to provide easy to use, accessible financial information to the public.



The Texas Comptroller of Public Accounts' Transparency Stars program recognizes local governments for going above and beyond in their transparency efforts. The program recognizes government entities that accomplish the following:

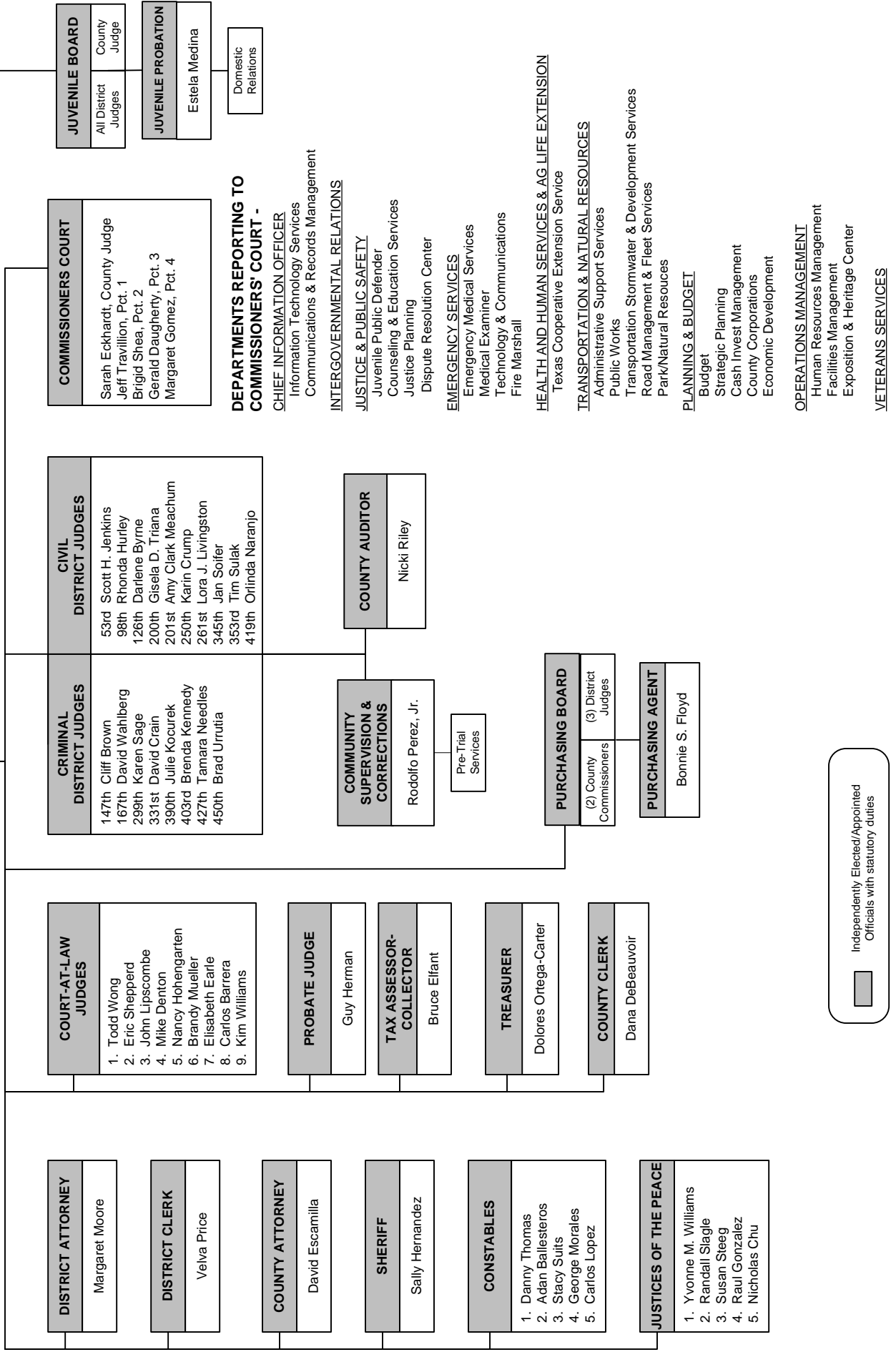
- Opening their books not only in their traditional finances, but also in the areas of contracts and procurement, economic development, public pensions and debt obligations; and
- Providing clear and meaningful financial information not only by posting financial documents, but also through summaries, visualizations, downloadable data and other relevant information.



TRAVIS COUNTY

September 30, 2018

TRAVIS COUNTY VOTERS



Independently Elected/Appointed
Officials with statutory duties